

Tooling Systems News 2018

kennametal.com



Turret Adapted Clamping Units

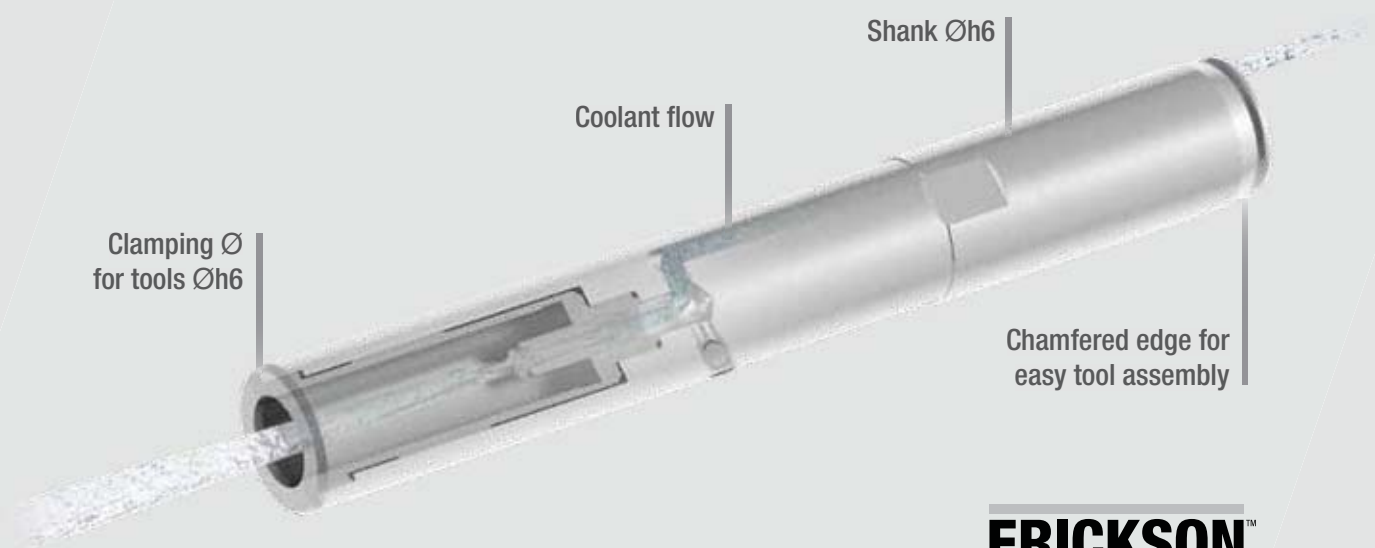
Turret adapted clamping units provide unmatched performance and guaranteed productivity improvement.




Tooling Systems

Straight Shank Tools	2-4
Hydraulic Chuck Extensions	2-4
Turret Adapted Clamping Units	6-40
DOOSAN.....	8-10
HAAS	10-12
HWACHEON.....	13-15
HYUNDAI WIA	16-18
Mazak.....	19-26
Mori Seiki.....	27-31
OKUMA	32-33
Technical Information.....	34-40
Shrink Fit Toolholders	42-48
Assembly Station	50-52
Global Contacts	54-55
General Information	56
Key to Product Table Column Headings	56
Informational Icons Guide • Tooling Systems Icons	56

Hydraulic Chuck Extensions

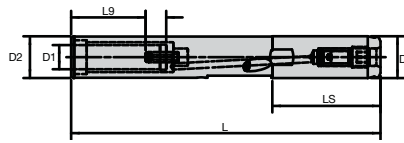


Hydraulic chuck extensions are the perfect solution for tight workpiece situations and long-reach applications. For use in all drilling and reaming applications. They offer modular flexibility for lathe and multi-axis machine tool applications.



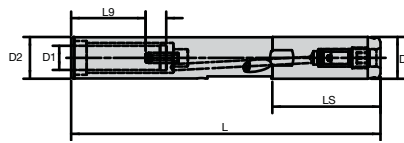
- Fits in all hydraulic chucks.
- Excellent runout $\leq 3 \mu\text{m}$.
- Through coolant capability.
- One clamping screw ensures easy handling.
- High flexibility in conjunction with reducer sleeves.
- Increases tool life by adding a dampening effect.
- Axial tool length adjustment of 10mm.
- Fine balanced G2.5 at 25,000 RPM.

HYDRAULIC CHUCK EXTENSION



■ HC Extension • Metric

order number	catalog number	D	D1	D2	L	LS	L9	aw	wsas	law	kg
6340072	SS200HCT12150M	20	12	20	150	52	36	170.135	5 mm	170.002	0,30



■ HC Extension • Inch

order number	catalog number	D	D1	D2	L	LS	L9	aw	wsas	law	lbs
6340073	SS075HCT050590	.75	.50	.79	5.91	2.07	1.42	170.135	5 mm	170.002	.63



Tooling Systems

kennametal.com

Turret Adapted Clamping Units



Driven Unit



Static Unit



Turret adapted clamping units provide unmatched performance and guaranteed productivity improvement.

Ensure optimized machine utilization by increasing repeatability and reducing setup times.

Turret adapted clamping units are designed to fit specific machine-tool turret interfaces.

The offering covers various machine models from leading machine-tool builders such as DOOSAN™, HAAS™, HWACHEON™, HYUNDIA WIA, Mazak™, Mori Seiki™, and OKUMA™.

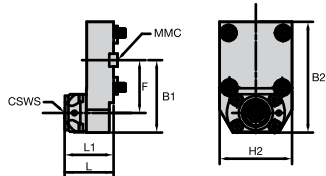


- Standard portfolio features static blocks and driven tools for KM™ sizes 32, 40, 50, and 63.
- Driven tools up to 12,000 RPM. Gear ratio 1:1.
- Designed to fit machine-tool specific turret interfaces.
- VDI mounted units for easy handling.
- Bolt mounted units (BMT) for high rigidity.
- Available with internal and external coolant supply.

DOOSAN™

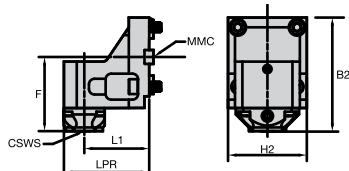
Machine Series:

- Lynx 300M
- Puma 1500, 2000, 2500 M/Y (12 Station, BMT55)
- Puma 1500-2500 MS/SY (12 Station, BMT55)
- Puma 2100 M/MS/Y/SY (24 Station, BMT55)
- Puma 2100 M/Y (12 Station, BMT55)
- Puma 230, 240, 280 M/MS/LM
- Puma MX1600, 2100 ST (BMT55)
- Puma TL2000, 2500 M
- Puma TT1500, 1800 MS/SY



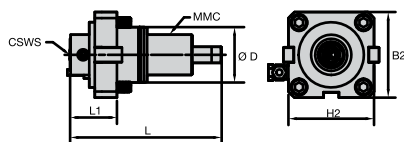
■ Static Tool Axial • KM™

order number	catalog number	CSWS	MMC	B1	B2	F	H2	L	L1	ic				SPP
6391657	TACU035KM40SA60945565	KM40	035	85	130	62	85	57	57	bar	PSI	kg	KM40PKG3L	
										100	1500	2,74		



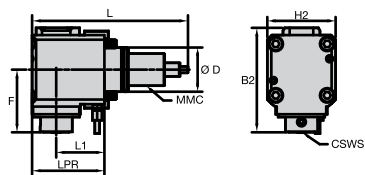
■ Static Tool Radial • KM

order number	catalog number	CSWS	MMC	B2	F	H2	L1	LPR	ic				SPP
6391658	TACU035KM40SR60945566	KM40	035	123	80	85	70	92	bar	PSI	kg	KM40PKG3L	
									100	1500	3,49		



■ Driven Tool Axial • KM

order number	catalog number	CSWS	MMC	B2	D	H2	L	L1	RPM	mST (Nm)	ic				SPP
6391653	TACU035KM32DA60945561	KM32	035	85	55	85	151	47	6000	25	bar	PSI	CS1	kg	KM32PKG3L
6391654	TACU035KM32DA60945562	KM32	035	85	55	85	151	47	6000	25	—	—	R1/8	2,76	KM32PKG3L



■ Driven Tool Radial • KM

order number	catalog number	CSWS	MMC	B2	D	F	H2	L	L1	LPR	RPM	mST (Nm)	ic				SPP
6391655	TACU035KM32DR60945563	KM32	035	130	55	78	85	194	60	90	6000	25	bar	PSI	CS1	kg	KM32PKG3L
6391656	TACU035KM32DR60945564	KM32	035	149	55	78	85	194	60	90	6000	25	70	1000	R1/8	6,94	KM32PKG3L

NOTE: Driven tools with internal coolant cannot be run dry and require a minimum 50 micron coolant filtration.
 Gear ratio is 1:1, unless specified otherwise.
 Please visit kennametal.com to download detailed drawings and models.

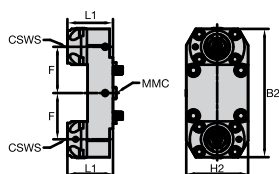


DOOSAN™

Machine Series:

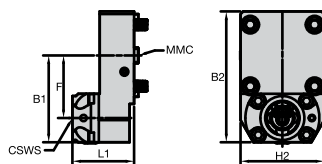
- Puma 2100, 2600 M/MS/Y/SY (24 Station, BMT65)
- Puma 2100, 2600 M/Y (12 Station, BMT65)

- Puma 3100 M/CM/Y/MY (12 Station, BMT65)
- Puma MX2000, 2500, 2600 T/ST/SY



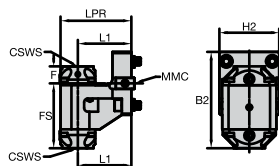
■ Static Tool Axial • KM™

order number	catalog number	CSWS	MMC	B2	F	H2	L1	ic		kg	SPP
								bar	PSI		
6391609	TACU036KM50SA60945571 *	KM50	036	197	71	95	70	100	1500	6,09	KM50PKG3L



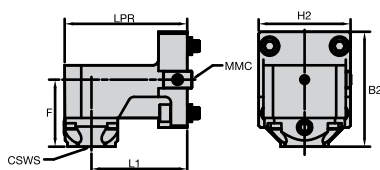
■ Static Tool Axial • KM

order number	catalog number	CSWS	MMC	B1	B2	F	H2	L1	ic		kg	SPP
									bar	PSI		
6391651	TACU036KM50SA60945573	KM50	036	99	149	71	95	70	100	1500	4,44	KM50PKG3L



■ Static Tool Radial • KM

order number	catalog number	CSWS	MMC	B2	F	FS	H2	L1	LPR	ic		kg	SPP
										bar	PSI		
6391610	TACU036KM50SR60945572 *	KM50	036	153	27	103	95	85	113	100	1500	6,24	KM50PKG3L



■ Static Tool Radial • KM

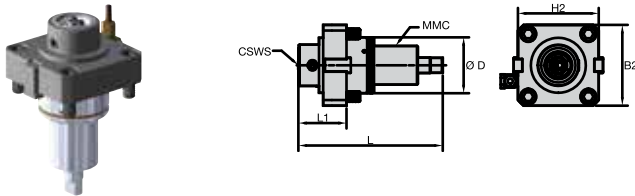
order number	catalog number	CSWS	MMC	B2	F	H2	L1	LPR	ic		kg	SPP
									bar	PSI		
6391652	TACU036KM50SR60945574	KM50	036	120	70	96	100	128	100	1500	5,84	KM50PKG3L

NOTE: * = Only usable on machines equipped with sub-spindle.
Please visit kennametal.com to download detailed drawings and models.

DOOSAN™

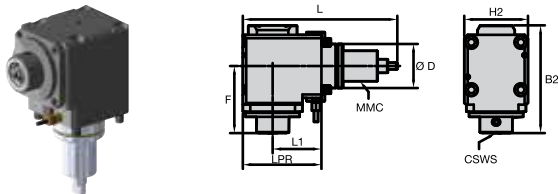
Machine Series:

- Puma 2100, 2600 M/MS/Y/SY (24 Station, BMT65)
- Puma 2100, 2600 M/Y (12 Station, BMT65)
- Puma 3100 M/CM/Y/MY (12 Station, BMT65)
- Puma MX2000, 2500, 2600 T/ST/SY



■ Driven Tool Axial • KM™

order number	catalog number	CSWS	MMC	B2	D	H2	L	L1	RPM	mST (Nm)	ic		CS1	kg	SPP
											bar	PSI			
6391605	TACU036KM40DA60945567	KM40	036	94	65	94	168	56	6000	50	—	—	R1/8	3,88	KM40PKG3L
6391606	TACU036KM40DA60945568	KM40	036	94	65	94	168	56	6000	50	25	360	R1/8	4,06	KM40PKG3L



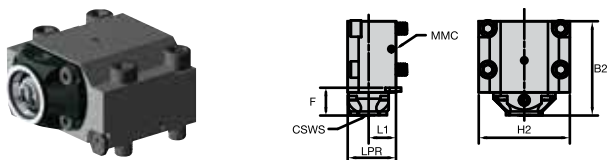
■ Driven Tool Radial • KM

order number	catalog number	CSWS	MMC	B2	D	F	H2	L	L1	LPR	RPM	mST (Nm)	ic		CS1	kg	SPP
													bar	PSI			
6391607	TACU036KM40DR60945569	KM40	036	159	65	99	94	228	72	116	6000	50	—	—	R1/8	11,52	KM40PKG3L
6391608	TACU036KM40DR60945570	KM40	036	178	65	99	94	228	72	116	6000	50	70	1000	R1/8	11,87	KM40PKG3L

HAAS™

Machine Series:

- ST-20/30, SL-20/30 (BOT Turret)



■ Static Tool Radial • KM

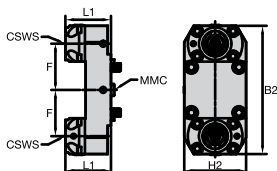
order number	catalog number	CSWS	MMC	B2	F	H2	L1	LPR	ic			SPP
									bar	PSI	kg	
6391732	TACU013KM40SR60907381	KM40	013	103	30	100	30	53	100	1500	3,21	KM40PKG3L
6391733	TACU013KM50SR60907382	KM50	013	108	35	100	40	69	100	1500	4,35	KM50PKG3L

NOTE: Driven tools with internal coolant cannot be run dry and require a minimum 50 micron coolant filtration.
 Gear ratio is 1:1, unless specified otherwise.
 Please visit kennametal.com to download detailed drawings and models.

HAAS™

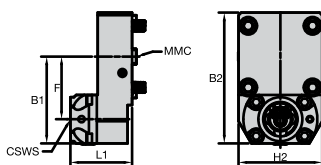
Machine Series:

- ST-20 (BMT65)
 - ST-20Y (BMT65)
 - ST-25 (BMT65)
 - ST-25Y (BMT65)
 - ST-30 (BMT65)
- ST-30Y (BMT65)
 - ST-35 (BMT65)
 - ST-35Y (BMT65)
 - DS-30 (BMT65)
 - DS-30Y (BMT65)



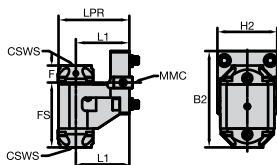
■ Static Tool Axial • KM™

order number	catalog number	CSWS	MMC	B2	F	H2	L1	ic				
								bar	PSI	kg	SPP	
6391609	TACU036KM50SA60945571 *	KM50	036	197	71	95	70	100	1500	6,09	KM50PKG3L	



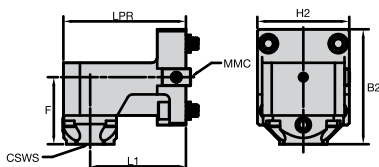
■ Static Tool Axial • KM

order number	catalog number	CSWS	MMC	B1	B2	F	H2	L1	ic			
									bar	PSI	kg	SPP
6391651	TACU036KM50SA60945573	KM50	036	99	149	71	95	70	100	1500	4,44	KM50PKG3L



■ Static Tool Radial • KM

order number	catalog number	CSWS	MMC	B2	F	FS	H2	L1	LPR	ic			
										bar	PSI	kg	SPP
6391610	TACU036KM50SR60945572 *	KM50	036	153	27	103	95	85	113	100	1500	6,24	KM50PKG3L



■ Static Tool Radial • KM

order number	catalog number	CSWS	MMC	B2	F	H2	L1	LPR	ic			
									bar	PSI	kg	SPP
6391652	TACU036KM50SR60945574	KM50	036	120	70	96	100	128	100	1500	5,84	KM50PKG3L

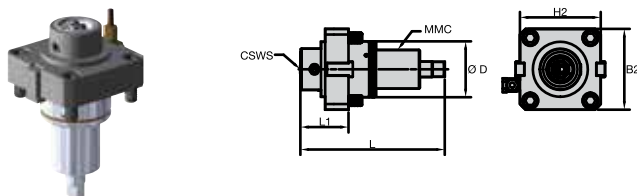
NOTE: * = Only usable on machines equipped with sub-spindle.
Please visit kennameal.com to download detailed drawings and models.



HAAS™

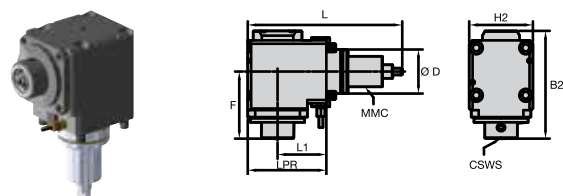
Machine Series:

- ST-20 (BMT65)
 - ST-20Y (BMT65)
 - ST-25 (BMT65)
 - ST-25Y (BMT65)
 - ST-30 (BMT65)
- ST-30Y (BMT65)
 - ST-35 (BMT65)
 - ST-35Y (BMT65)
 - DS-30 (BMT65)
 - DS-30Y (BMT65)



■ Driven Tool Axial • KM™

order number	catalog number	CSWS	MMC	B2	D	H2	L	L1	RPM	mST (Nm)	ic		CS1	kg	SPP
											bar	PSI			
6391605	TACU036KM40DA60945567	KM40	036	94	65	94	168	56	6000	50	—	—	R1/8	3,88	KM40PKG3L
6391606	TACU036KM40DA60945568	KM40	036	94	65	94	168	56	6000	50	25	360	R1/8	4,06	KM40PKG3L



■ Driven Tool Radial • KM

order number	catalog number	CSWS	MMC	B2	D	F	H2	L	L1	LPR	RPM	mST (Nm)	ic		CS1	kg	SPP
													bar	PSI			
6391607	TACU036KM40DR60945569	KM40	036	159	65	99	94	228	72	116	6000	50	—	—	R1/8	11,52	KM40PKG3L
6391608	TACU036KM40DR60945570	KM40	036	178	65	99	94	228	72	116	6000	50	70	1000	R1/8	11,87	KM40PKG3L

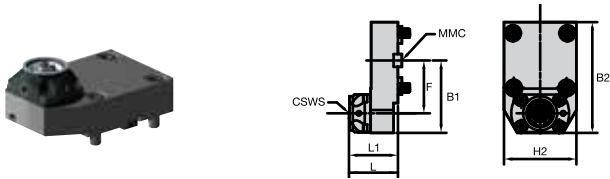
NOTE: Driven tools with internal coolant cannot be run dry and require a minimum 50 micron coolant filtration.
 Gear ratio is 1:1, unless specified otherwise.
 Please visit kennametal.com to download detailed drawings and models.



HWACHEON™

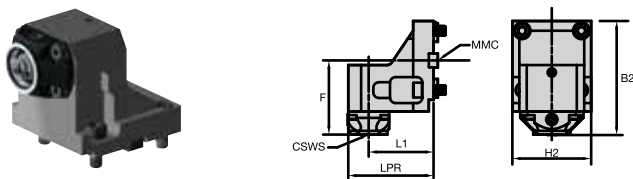
Machine Series:

- Cutex 160 MC/SMC (BMT 55)



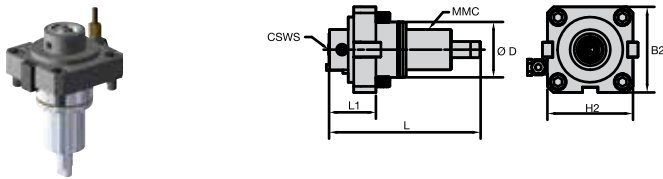
■ Static Tool Axial • KM™

order number	catalog number	CSWS	MMC	B1	B2	F	H2	L	L1	ic			
										bar	PSI	kg	SPP
6391657	TACU035KM40SA60945565	KM40	035	85	130	62	85	57	57	100	1500	2,74	KM40PKG3L



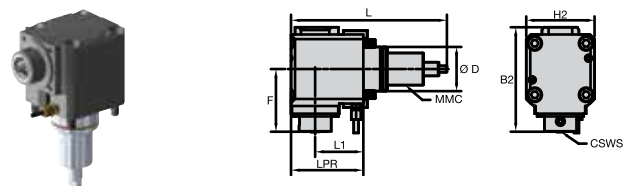
■ Static Tool Radial • KM

order number	catalog number	CSWS	MMC	B2	F	H2	L1	LPR	ic			
									bar	PSI	kg	SPP
6391658	TACU035KM40SR60945566	KM40	035	123	80	85	70	92	100	1500	3,49	KM40PKG3L



■ Driven Tool Axial • KM

order number	catalog number	CSWS	MMC	B2	D	H2	L	L1	RPM	ic					
										mST (Nm)	bar	PSI	CS1	kg	SPP
6391653	TACU035KM32DA60945561	KM32	035	85	55	85	151	47	6000	25	25	360	R1/8	2,65	KM32PKG3L
6391654	TACU035KM32DA60945562	KM32	035	85	55	85	151	47	6000	25	—	—	R1/8	2,76	KM32PKG3L



■ Driven Tool Radial • KM

order number	catalog number	CSWS	MMC	B2	D	F	H2	L	L1	LPR	RPM	ic					
												mST (Nm)	bar	PSI	CS1	kg	SPP
6391655	TACU035KM32DR60945563	KM32	035	130	55	78	85	194	60	90	6000	25	—	—	R1/8	6,80	KM32PKG3L
6391656	TACU035KM32DR60945564	KM32	035	149	55	78	85	194	60	90	6000	25	70	1000	R1/8	6,94	KM32PKG3L

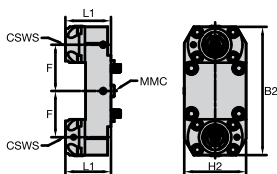
NOTE: Driven tools with internal coolant cannot be run dry and require a minimum 50 micron coolant filtration.
 Gear ratio is 1:1, unless specified otherwise.
 Please visit kennametal.com to download detailed drawings and models.



HWACHEON™

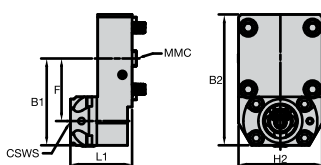
Machine Series:

- Cutex 240 MC/SMC
- Hi-Tech 200-450 MC/SMC/YMC/YSMC (BMT 65)
- T2 MC/SMC/YMC/YSMC
- VT450 MC (BMT65)



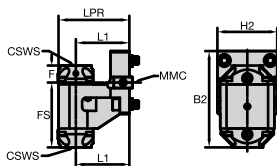
■ Static Tool Axial • KM™

order number	catalog number	CSWS	MMC	B2	F	H2	L1	ic			
								bar	PSI	kg	SPP
6391609	TACU036KM50SA60945571 *	KM50	036	197	71	95	70	100	1500	6,09	KM50PKG3L



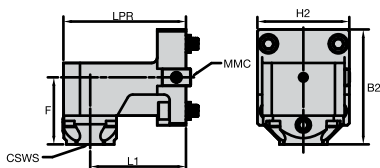
■ Static Tool Axial • KM

order number	catalog number	CSWS	MMC	B1	B2	F	H2	L1	ic			
									bar	PSI	kg	SPP
6391651	TACU036KM50SA60945573	KM50	036	99	149	71	95	70	100	1500	4,44	KM50PKG3L



■ Static Tool Radial • KM

order number	catalog number	CSWS	MMC	B2	F	FS	H2	L1	LPR	ic			
										bar	PSI	kg	SPP
6391610	TACU036KM50SR60945572 *	KM50	036	153	27	103	95	85	113	100	1500	6,24	KM50PKG3L



■ Static Tool Radial • KM

order number	catalog number	CSWS	MMC	B2	F	H2	L1	LPR	ic			
									bar	PSI	kg	SPP
6391652	TACU036KM50SR60945574	KM50	036	120	70	96	100	128	100	1500	5,84	KM50PKG3L

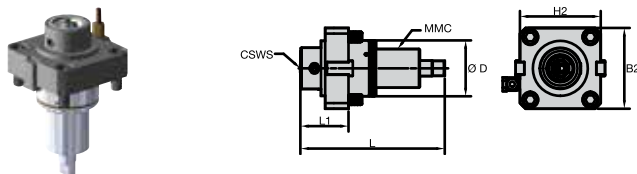
NOTE: * = Only usable on machines equipped with sub-spindle.
Please visit kennametal.com to download detailed drawings and models.



HWACHEON™

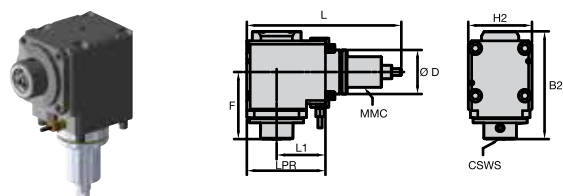
Machine Series:

- Cutex 240 MC/SMC
- Hi-Tech 200-450 MC/SMC/YMC/YSMC (BMT 65)
- T2 MC/SMC/YMC/YSMC
- VT450 MC (BMT65)



■ Driven Tool Axial • KM™

order number	catalog number	CSWS	MMC	B2	D	H2	L	L1	RPM	mST (Nm)	ic		CS1	kg	SPP
6391605	TACU036KM40DA60945567	KM40	036	94	65	94	168	56	6000	50	—	—	R1/8	3,88	KM40PKG3L
6391606	TACU036KM40DA60945568	KM40	036	94	65	94	168	56	6000	50	25	360	R1/8	4,06	KM40PKG3L



■ Driven Tool Radial • KM

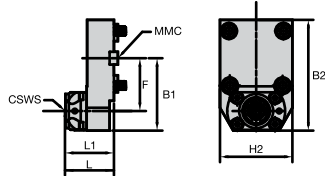
order number	catalog number	CSWS	MMC	B2	D	F	H2	L	L1	LPR	RPM	mST (Nm)	ic		CS1	kg	SPP
6391607	TACU036KM40DR60945569	KM40	036	159	65	99	94	228	72	116	6000	50	—	—	R1/8	11,52	KM40PKG3L
6391608	TACU036KM40DR60945570	KM40	036	178	65	99	94	228	72	116	6000	50	70	1000	R1/8	11,87	KM40PKG3L

NOTE: Driven tools with internal coolant cannot be run dry and require a minimum 50 micron coolant filtration.
 Gear ratio is 1:1, unless specified otherwise.
 Please visit kennameal.com to download detailed drawings and models.

HYUNDAI WIA

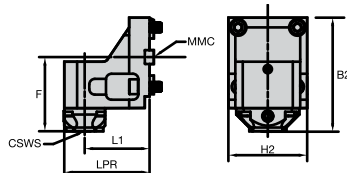
Machine Series:

- L230LMSA
- LM1600, 1800TTSY
- SKT160, 180TTMS/TTSY (BMT55)



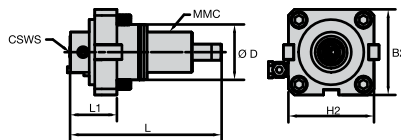
■ Static Tool Axial • KM™

order number	catalog number	CSWS	MMC	B1	B2	F	H2	L	L1	ic				SPP
										bar	PSI	kg		
6391657	TACU035KM40SA60945565	KM40	035	85	130	62	85	57	57	100	1500	2,74		KM40PKG3L



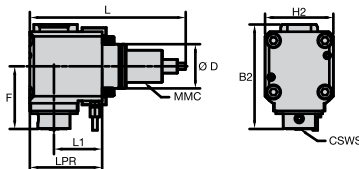
■ Static Tool Radial • KM

order number	catalog number	CSWS	MMC	B2	F	H2	L1	LPR	ic				SPP
									bar	PSI	kg		
6391658	TACU035KM40SR60945566	KM40	035	123	80	85	70	92	100	1500	3,49		KM40PKG3L



■ Driven Tool Axial • KM

order number	catalog number	CSWS	MMC	B2	D	H2	L	L1	RPM	mST (Nm)	ic				SPP
											bar	PSI	CS1	kg	
6391653	TACU035KM32DA60945561	KM32	035	85	55	85	151	47	6000	25	25	360	R1/8	2,65	KM32PKG3L
6391654	TACU035KM32DA60945562	KM32	035	85	55	85	151	47	6000	25	—	—	R1/8	2,76	KM32PKG3L



■ Driven Tool Radial • KM

order number	catalog number	CSWS	MMC	B2	D	F	H2	L	L1	LPR	RPM	mST (Nm)	ic				SPP
													bar	PSI	CS1	kg	
6391655	TACU035KM32DR60945563	KM32	035	130	55	78	85	194	60	90	6000	25	—	—	R1/8	6,80	KM32PKG3L
6391656	TACU035KM32DR60945564	KM32	035	149	55	78	85	194	60	90	6000	25	70	1000	R1/8	6,94	KM32PKG3L

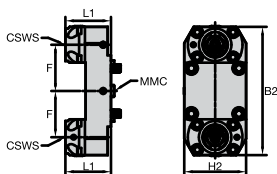
NOTE: Driven tools with internal coolant cannot be run dry and require a minimum 50 micron coolant filtration.
 Gear ratio is 1:1, unless specified otherwise.
 Please visit kennametal.com to download detailed drawings and models.



HYUNDAI WIA

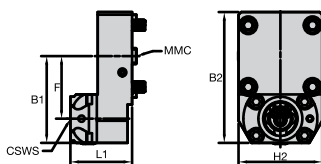
Machine Series:

- L2100SY
- L300M/MS
- LM2000, 2500TTM/TTMS/TTSY
- SKT200, 250TTM/MS/SY
- SKT250, 300M/MS



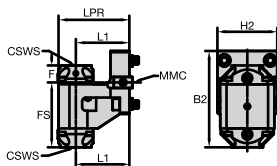
■ Static Tool Axial • KM™

order number	catalog number	CSWS	MMC	B2	F	H2	L1	ic			
								bar	PSI	kg	SPP
6391609	TACU036KM50SA60945571 *	KM50	036	197	71	95	70	100	1500	6,09	KM50PKG3L



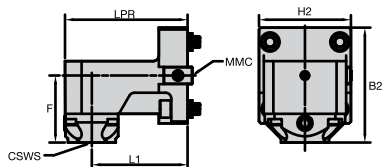
■ Static Tool Axial • KM

order number	catalog number	CSWS	MMC	B1	B2	F	H2	L1	ic			
									bar	PSI	kg	SPP
6391651	TACU036KM50SA60945573	KM50	036	99	149	71	95	70	100	1500	4,44	KM50PKG3L



■ Static Tool Radial • KM

order number	catalog number	CSWS	MMC	B2	F	FS	H2	L1	LPR	ic			
										bar	PSI	kg	SPP
6391610	TACU036KM50SR60945572 *	KM50	036	153	27	103	95	85	113	100	1500	6,24	KM50PKG3L



■ Static Tool Radial • KM

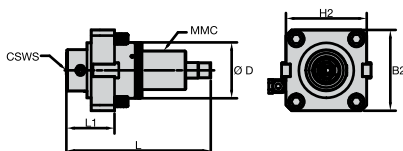
order number	catalog number	CSWS	MMC	B2	F	H2	L1	LPR	ic			
									bar	PSI	kg	SPP
6391652	TACU036KM50SR60945574	KM50	036	120	70	96	100	128	100	1500	5,84	KM50PKG3L

NOTE: * = Only usable on machines equipped with sub-spindle.
Please visit kennametal.com to download detailed drawings and models.

HYUNDAI WIA

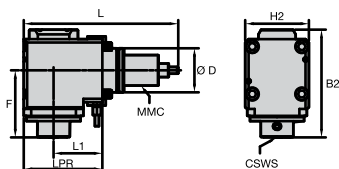
Machine Series:

- L2100SY
- L300M/MS
- LM2000, 2500TTM/TTMS/TTSY
- SKT200, 250TTM/MS/SY
- SKT250, 300M/MS



■ Driven Tool Axial • KM™

order number	catalog number	CSWS	MMC	B2	D	H2	L	L1	RPM	mST (Nm)	ic		CS1	kg	SPP
6391605	TACU036KM40DA60945567	KM40	036	94	65	94	168	56	6000	50	—	—	R1/8	3,88	KM40PKG3L
6391606	TACU036KM40DA60945568	KM40	036	94	65	94	168	56	6000	50	25	360	R1/8	4,06	KM40PKG3L



■ Driven Tool Radial • KM

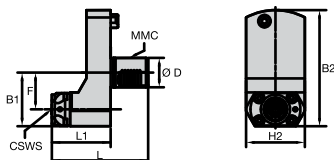
order number	catalog number	CSWS	MMC	B2	D	F	H2	L	L1	LPR	RPM	mST (Nm)	ic		CS1	kg	SPP
6391607	TACU036KM40DR60945569	KM40	036	159	65	99	94	228	72	116	6000	50	—	—	R1/8	11,52	KM40PKG3L
6391608	TACU036KM40DR60945570	KM40	036	178	65	99	94	228	72	116	6000	50	70	1000	R1/8	11,87	KM40PKG3L

NOTE: Driven tools with internal coolant cannot be run dry and require a minimum 50 micron coolant filtration.
Gear ratio is 1:1, unless specified otherwise.
Please visit kennametal.com to download detailed drawings and models.

MAZAK™

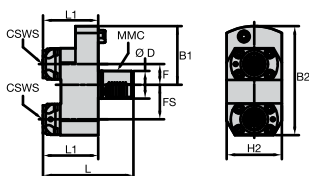
Machine Series:

- Quick Turn Nexus 200, 250 M, MY (12 Station Turret)
- Quick Turn Nexus 200, 250 MS, MSY (12 Station Turret)
- Super Quadrex 200, 250 M (12 Station Turret)
- Super Quick Turn Nexus 200, 250, M, MY (12 Station Turret)
- Super Quick Turn 200, 250, MS, MSY (12 Station Turret)



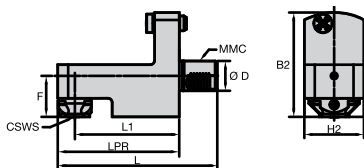
■ Static Tool Axial • KM™

order number	catalog number	CSWS	MMC	B1	B2	D	F	H2	L	L1	ic			
											bar	PSI	kg	SPP
6401906	TACU016KM40SA60908132	KM40	016	73	158	40	50	80	131	80	100	1500	4,43	KM40PKG3L



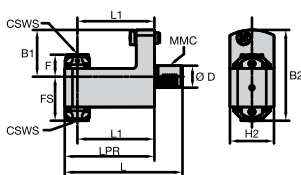
■ Static Tool Axial • KM

order number	catalog number	CSWS	MMC	B1	B2	D	F	FS	H2	L	L1	ic			
												bar	PSI	kg	SPP
6401907	TACU016KM40SA60908134 *	KM40	016	85	158	40	30	50	80	131	80	100	1500	5,68	KM40PKG3L



■ Static Tool Radial • KM

order number	catalog number	CSWS	MMC	B2	D	F	H2	L	L1	LPR	ic			
											bar	PSI	kg	SPP
6401908	TACU016KM40SR60908135	KM40	016	140	40	55	80	214	140	163	100	1500	7,81	KM40PKG3L



■ Static Tool Radial • KM

order number	catalog number	CSWS	MMC	B1	B2	D	F	FS	H2	L	L1	LPR	ic			
													bar	PSI	kg	SPP
6401909	TACU016KM40SR60908136 *	KM40	016	85	165	40	40	80	80	214	140	163	100	1500	9,14	KM40PKG3L

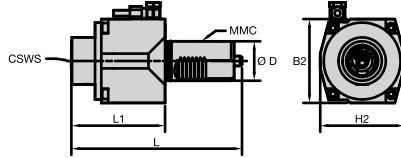
NOTE: * = Only usable on machines equipped with sub-spindle.
Please visit kennameal.com to download detailed drawings and models.



MAZAK™

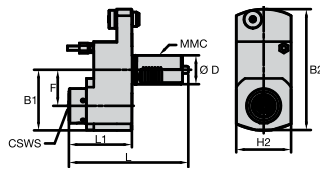
Machine Series:

- Quick Turn Nexus 200, 250 M, MY (12 Station Turret)
- Quick Turn Nexus 200, 250 MS, MSY (12 Station Turret)
- Super Quadrex 200, 250 M (12 Station Turret)
- Super Quick Turn 200, 250, M, MY (12 Station Turret)
- Super Quick Turn 200, 250, MS, MSY (12 Station Turret)



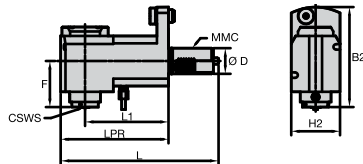
■ Driven Tool Axial • KM™

order number	catalog number	CSWS	MMC	B2	D	H2	L	L1	RPM	mST (Nm)	ic			kg	SPP
											bar	PSI	CS1		
6401890	TACU016KM40DA60908100	KM40	016	85	40	85	173	95	6000	50	—	—	R1/8	4,43	KM40PKG3L
6401901	TACU016KM40DA60908102	KM40	016	85	40	85	173	95	6000	50	25	360	R1/8	4,32	KM40PKG3L



■ Driven Tool Axial • KM

order number	catalog number	CSWS	MMC	B1	B2	D	F	H2	L	L1	RPM	mST (Nm)	ic			kg	SPP
											bar	PSI	CS1				
6401902	TACU016KM40DA60908120	KM40	016	84	168	40	50	76	166	88	6000	50	—	—	R1/8	5,17	KM40PKG3L
6401903	TACU016KM40DA60908125	KM40	016	84	168	40	50	78	191	113	6000	50	70	1000	R1/8	6,94	KM40PKG3L



■ Driven Tool Radial • KM

order number	catalog number	CSWS	MMC	B2	D	F	H2	L	L1	LPR	RPM	mST (Nm)	ic			kg	SPP
											bar	PSI	CS1				
6401904	TACU016KM40DR60908103	KM40	016	157	40	73	76	246	130	168	6000	50	—	—	R1/8	9,63	KM40PKG3L
6401905	TACU016KM40DR60908107	KM40	016	157	40	73	76	246	130	168	6000	50	70	1000	R1/8	8,80	KM40PKG3L

NOTE: Driven tools with internal coolant cannot be run dry and require a minimum 50 micron coolant filtration.
 Gear ratio is 1:1, unless specified otherwise.
 Please visit kennametal.com to download detailed drawings and models.

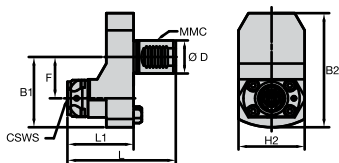


MAZAK™

Machine Series:

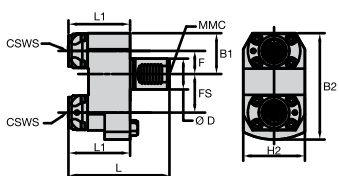
- Hyper Quadrex 200, 250 MSY (12 Station Turret)

- Multiplex 6200, 6200Y, 6250 (12 Station Turret)



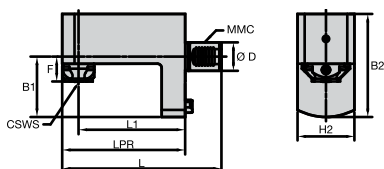
■ Static Tool Axial • KM™

order number	catalog number	CSWS	MMC	B1	B2	D	F	H2	L	L1	ic			
											bar	PSI	kg	SPP
6391714	TACU017KM40SA60908159	KM40	017	85	138	40	50	80	131	80	100	1500	4,04	KM40PKG3L



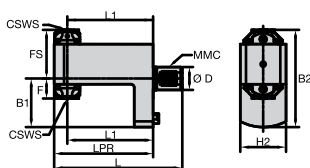
■ Static Tool Axial • KM

order number	catalog number	CSWS	MMC	B1	B2	D	F	FS	H2	L	L1	ic			
												bar	PSI	kg	SPP
6391715	TACU017KM40SA60908160 *	KM40	017	53	138	40	30	50	80	131	80	100	1500	5,29	KM40PKG3L



■ Static Tool Radial • KM

order number	catalog number	CSWS	MMC	B1	B2	D	F	H2	L	L1	LPR	ic			
												bar	PSI	kg	SPP
6391716	TACU017KM40SR60908161	KM40	017	85	145	40	35	80	224	150	173	100	1500	9,61	KM40PKG3L



■ Static Tool Radial • KM

order number	catalog number	CSWS	MMC	B1	B2	D	F	FS	H2	L	L1	LPR	ic			
													bar	PSI	kg	SPP
6391717	TACU017KM40SR60908162 *	KM40	017	85	170	40	35	85	80	224	150	173	100	1500	9,88	KM40PKG3L

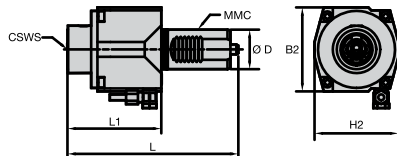
NOTE: * = Only usable on machines equipped with sub-spindle.
Please visit kenametal.com to download detailed drawings and models.



MAZAK™

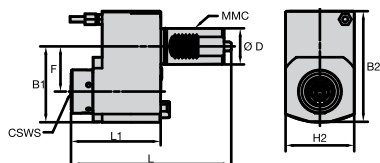
Machine Series:

- Hyper Quadrex 200, 250 MSY (12 Station Turret)
- Multiplex 6200, 6200Y, 6250 (12 Station Turret)



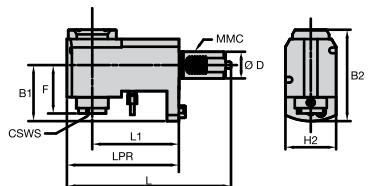
■ Driven Tool Axial • KM™

order number	catalog number	CSWS	MMC	B2	D	H2	L	L1	RPM	mST (Nm)	ic		CS1	kg	SPP
											bar	PSI			
6391698	TACU017KM40DA60908150	KM40	017	85	40	85	173	95	6000	50	—	—	R1/8	4,43	KM40PKG3L
6391699	TACU017KM40DA60908151	KM40	017	85	40	85	173	95	6000	50	25	360	R1/8	4,43	KM40PKG3L



■ Driven Tool Axial • KM

order number	catalog number	CSWS	MMC	B1	B2	D	F	H2	L	L1	RPM	mST (Nm)	ic		CS1	kg	SPP
													bar	PSI			
6391700	TACU017KM40DA60908155	KM40	017	84	123	40	50	76	178	100	6000	50	—	—	R1/8	5,89	KM40PKG3L
6391711	TACU017KM40DA60908156	KM40	017	84	123	40	50	78	191	113	6000	50	70	1000	R1/8	7,07	KM40PKG3L



■ Driven Tool Radial • KM

order number	catalog number	CSWS	MMC	B1	B2	D	F	H2	L	L1	LPR	RPM	mST (Nm)	ic		CS1	kg	SPP
														bar	PSI			
6391712	TACU017KM40DR60908157	KM40	017	84	137	40	73	76	246	130	168	6000	50	—	—	R1/8	9,74	KM40PKG3L
6391713	TACU017KM40DR60908158	KM40	017	84	156	40	73	76	246	130	168	6000	50	70	1000	R1/8	10,12	KM40PKG3L

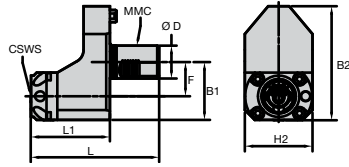
NOTE: Driven tools with internal coolant cannot be run dry and require a minimum 50 micron coolant filtration.
 Gear ratio is 1:1, unless specified otherwise.
 Please visit kennametal.com to download detailed drawings and models.



MAZAK™

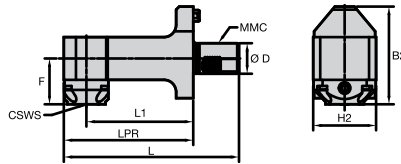
Machine Series:

- Hyper Quadrex 450 M
- Megaturn Nexus 900 M
- Quick Turn Nexus 300-450 M, MY
- Slant Turn Nexus 500, 550 M



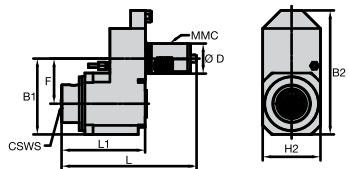
■ Static Tool Axial • KM™

order number	catalog number	CSWS	MMC	B1	B2	D	F	H2	L	L1	ic			
											bar	PSI	kg	SPP
6391696	TACU018KM63SA60908174	KM63	018	88	173	50	52	103	195	120	100	1500	9,72	KM63PKG3L



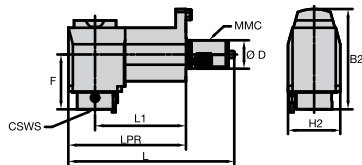
■ Static Tool Radial • KM

order number	catalog number	CSWS	MMC	B2	D	F	H2	L	L1	LPR	ic			
											bar	PSI	kg	SPP
6391697	TACU018KM63SR60908176	KM63	018	160	50	75	103	287	175	212	100	1500	12,03	KM63PKG3L



■ Driven Tool Axial • KM

order number	catalog number	CSWS	MMC	B1	B2	D	F	H2	L	L1	RPM	mST (Nm)	ic				
													bar	PSI	CS1	kg	SPP
6391692	TACU018KM50DA60908166	KM50	018	126	206	50	75	96	225	140	6000	100	—	—	R1/8	12,95	KM50PKG3L
6391693	TACU018KM50DA60908171	KM50	018	126	206	50	75	96	225	140	6000	100	70	1000	R1/8	12,95	KM50PKG3L



■ Driven Tool Radial • KM

order number	catalog number	CSWS	MMC	B2	D	F	H2	L	L1	LPR	RPM	mST (Nm)	ic				
													bar	PSI	CS1	kg	SPP
6391694	TACU018KM50DR60908172	KM50	018	177	50	97	92	292	160	207	6000	100	—	—	R1/8	16,61	KM50PKG3L
6391695	TACU018KM50DR60908173	KM50	018	177	50	97	92	292	160	207	6000	100	70	1000	R1/8	16,62	KM50PKG3L

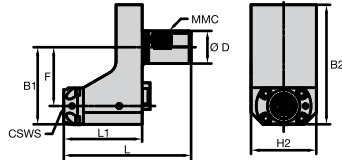
NOTE: Driven tools with internal coolant cannot be run dry and require a minimum 50 micron coolant filtration.
 Gear ratio is 1:1, unless specified otherwise.
 Please visit kennametal.com to download detailed drawings and models.



MAZAK™

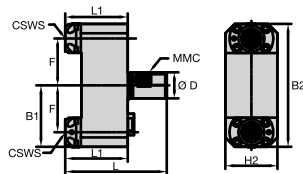
Machine Series:

- MP430 -12D
- MP6300 -12D
- MP630 -12D
- MP6300Y -12D



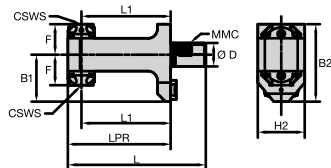
■ Static Tool Axial • KM™

order number	catalog number	CSWS	MMC	B1	B2	D	F	H2	L	L1	ic			SPP
											bar	PSI	kg	
6391679	TACU019KM50SA60945552	KM50	019	118	183	50	90	100	195	120	100	1500	19,73	KM50PKG3L



■ Static Tool Axial • KM

order number	catalog number	CSWS	MMC	B1	B2	D	F	H2	L	L1	ic			SPP
											bar	PSI	kg	
6391680	TACU019KM50SA60945553 *	KM50	019	118	236	50	90	100	195	120	100	1500	18,13	KM50PKG3L



■ Static Tool Radial • KM

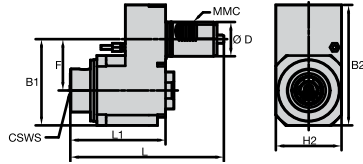
order number	catalog number	CSWS	MMC	B1	B2	D	F	H2	L	L1	LPR	ic			SPP
												bar	PSI	kg	
6391691	TACU019KM50SR60945554 *	KM50	019	100	165	50	65	100	294	190	219	100	1500	14,58	KM50PKG3L

NOTE: * = Only usable on machines equipped with sub-spindle.
Please visit kennametal.com to download detailed drawings and models.

MAZAK™

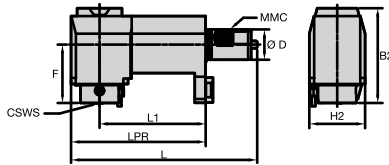
Machine Series:

- MP430 -12D
 - MP630 -12D
 - MP6300 -12D
- MP6300Y -12D
 - MP650 -10D



■ Driven Tool Axial • KM™

order number	catalog number	CSWS	MMC	B1	B2	D	F	H2	L	L1	RPM	mST (Nm)	ic		kg	SPP	
												bar	PSI	CS1			
6391675	TACU019KM50DA60945548	KM50	019	126	176	50	75	96	225	140	4000	100	—	—	R1/8	12,58	KM50PKG3L
6391676	TACU019KM50DA60945549	KM50	019	126	176	50	75	96	225	140	4000	100	70	1000	R1/8	15,99	KM50PKG3L



■ Driven Tool Radial • KM

order number	catalog number	CSWS	MMC	B2	D	F	H2	L	L1	LPR	RPM	mST (Nm)	ic		kg	SPP	
												bar	PSI	CS1			
6391677	TACU019KM50DR60945550	KM50	019	157	50	97	92	307	175	222	4000	100	—	—	R1/8	15,59	KM50PKG3L
6391678	TACU019KM50DR60945551	KM50	019	162	50	97	92	307	175	222	4000	100	70	1000	R1/8	15,58	KM50PKG3L

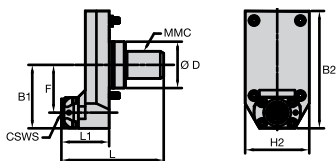
NOTE: Driven tools with internal coolant cannot be run dry and require a minimum 50 micron coolant filtration.
 Gear ratio is 1:1, unless specified otherwise.
 Please visit kennametal.com to download detailed drawings and models.



MAZAK™

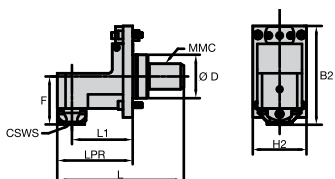
Machine Series:

- Quick Turn Smart 100, 150 M S
- Quick Turn Smart 200, 250 M



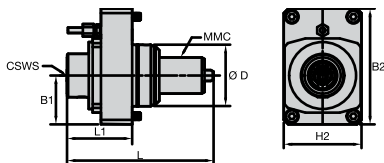
■ Static Tool Axial • KM™

order number	catalog number	CSWS	MMC	B1	B2	D	F	H2	L	L1	ic			SPP
6391673	TACU020KM40SA60945559	KM40	020	93	172	68	70	94	150	70	bar	PSI	kg	KM40PKG3L



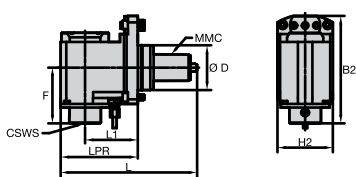
■ Static Tool Radial • KM

order number	catalog number	CSWS	MMC	B2	D	F	H2	L	L1	LPR	ic			SPP
6391674	TACU020KM40SR60945560	KM40	020	154	68	75	84	198	95	118	bar	PSI	kg	KM40PKG3L



■ Driven Tool Axial • KM

order number	catalog number	CSWS	MMC	B1	B2	D	H2	L	L1	RPM	mST (Nm)	ic			kg	SPP
6391659	TACU020KM40DA60945555	KM40	020	54	128	68	86	162	72	6000	50	—	—	R1/8	5,16	KM40PKG3L
6391660	TACU020KM40DA60945556	KM40	020	54	128	68	86	162	72	6000	50	25	360	R1/8	5,64	KM40PKG3L



■ Driven Tool Radial • KM

order number	catalog number	CSWS	MMC	B2	D	F	H2	L	L1	LPR	RPM	mST (Nm)	ic			kg	SPP
6391671	TACU020KM40DR60945557	KM40	020	163	68	85	84	207	80	117	6000	50	—	—	R1/8	8,87	KM40PKG3L
6391672	TACU020KM40DR60945558	KM40	020	163	68	85	84	198	80	117	6000	50	70	1000	R1/8	8,85	KM40PKG3L

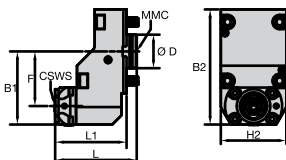
NOTE: Driven tools with internal coolant cannot be run dry and require a minimum 50 micron coolant filtration.
 Gear ratio is 1:1, unless specified otherwise.
 Please visit kennametal.com to download detailed drawings and models.



MORI SEIKI™

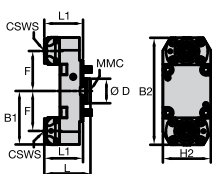
Machine Series:

- DuraTurn 2050, 2550 MC
- NL/NLX 1500-2500 (20 Station Turret)
- NT 3100, 3150, 3200
- NT/NTX 1000, 2000
- NZ/NZX 1500-2000 (16 Station Turret)



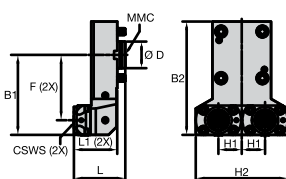
■ Static Tool Axial • KM™

order number	catalog number	CSWS	MMC	B1	B2	D	F	H2	L	L1	ic			SPP
											bar	PSI	kg	
6405025	TACU001KM40SA60649623	KM40	001	87	137	40	65	78	99	85	100	1500	4,12	KM40PKG3L



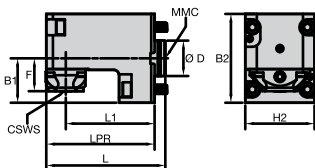
■ Static Tool Axial • KM

order number	catalog number	CSWS	MMC	B1	B2	D	F	H2	L	L1	ic			SPP
											bar	PSI	kg	
6405026	TACU001KM40SA60649626 *	KM40	001	87	174	40	65	78	75	63	100	1500	4,04	KM40PKG3L



■ Static Tool Axial • KM

order number	catalog number	CSWS	MMC	B1	B2	D	F	H1	H2	L	L1	ic			SPP
												bar	PSI	kg	
6405384	TACU001KM40SA60649631 **	KM40	001	120	170	40	98	35	138	77	65	100	1500	5,32	KM40PKG3L



■ Static Tool Radial • KM

order number	catalog number	CSWS	MMC	B1	B2	D	F	H2	L	L1	LPR	ic			SPP
												bar	PSI	kg	
6405027	TACU001KM40SR60649632	KM40	001	50	100	40	37	78	134	100	122	100	1500	5,59	KM40PKG3L

NOTE: * = Only usable on machines equipped with sub-spindle.

** = Only usable on machines with "Y" axis capabilities.

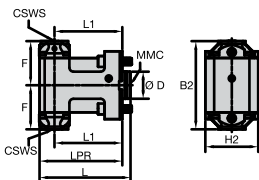
Please visit kennametal.com to download detailed drawings and models.



MORI SEIKI™

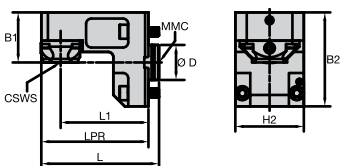
Machine Series:

- DuraTurn 2050, 2550 MC
- NL/NLX 1500-2500 (20 Station Turret)
- NT 3100, 3150, 3200
- NT/NTX 1000, 2000
- NZ/NZX 1500-2000 (16 Station Turret)



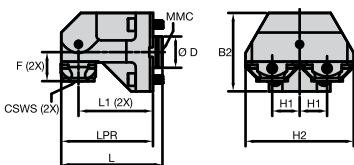
■ Static Tool Radial • KM™

order number	catalog number	CSWS	MMC	B2	D	F	H2	L	L1	LPR	ic			
											bar	PSI	kg	SPP
6405028	TACU001KM40SR60649633 *	KM40	001	130	40	65	78	134	100	122	100	1500	6,13	KM40PKG3L



■ Static Tool Radial • KM

order number	catalog number	CSWS	MMC	B1	B2	D	H2	L	L1	LPR	ic			
											bar	PSI	kg	SPP
6405385	TACU001KM40SR60649634	KM40	001	50	107	40	78	134	100	122	100	1500	4,13	KM40PKG3L



■ Static Tool Radial • KM

order number	catalog number	CSWS	MMC	B2	D	F	H1	H2	L	L1	LPR	ic			
												bar	PSI	kg	SPP
6405386	TACU001KM40SR60649635 **	KM40	001	100	40	37	35	138	129	95	117	100	1500	6,08	KM40PKG3L

NOTE: * = Only usable on machines equipped with sub-spindle.

** = Only usable on machines with "Y" axis capabilities.

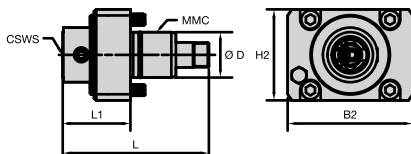
Please visit kennametal.com to download detailed drawings and models.



MORI SEIKI™

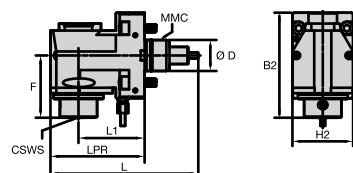
Machine Series:

- DuraTurn 2050, 2550 MC
- NL/NLX 1500-2500 (20 Station Turret)
- NT 3100, 3150, 3200
- NT/NTX 1000, 2000
- NZ/NZX 1500-2000 (16 Station Turret)



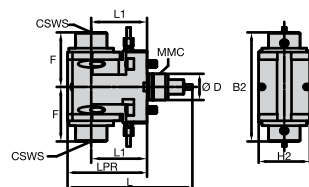
■ Driven Tool Axial • KM™

order number	catalog number	CSWS	MMC	B2	D	H2	L	L1	RPM	mST		ic		kg	SPP
										(Nm)	bar	PSI	CS1		
6201237	TACU001KM32DA60648431	KM32	001	110	40	80	124	55	12000	32	70	1000	M12 X 1	2,80	KM32PKG3L
6201238	TACU001KM32DA60648437	KM32	001	110	40	80	124	55	12000	32	—	—	M12 X 1	2,80	KM32PKG3L
6201235	TACU001KM40DA60647158	KM40	001	110	40	80	129	60	6000	32	70	1000	M12 X 1	2,90	KM40PKG3L
6201236	TACU001KM40DA60648393	KM40	001	110	40	80	129	60	6000	32	—	—	M12 X 1	2,90	KM40PKG3L



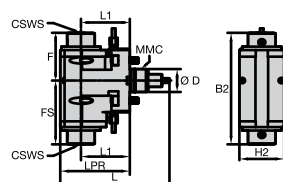
■ Driven Tool Radial • KM

order number	catalog number	CSWS	MMC	B2	D	F	H2	L	L1	LPR	RPM	mST		ic		kg	SPP
												(Nm)	bar	PSI	CS1		
6201263	TACU001KM32DR60648443	KM32	001	128	40	73	78	190	85	121	12000	32	—	—	R1/8	6,79	KM32PKG3L
6201264	TACU001KM32DR60648444	KM32	001	132	40	73	78	190	85	121	12000	32	70	1000	R1/8	6,79	KM32PKG3L
6201239	TACU001KM40DR60648439	KM40	001	135	40	80	78	190	85	121	6000	32	—	—	R 1/8	6,69	KM40PKG3L
6201240	TACU001KM40DR60648440	KM40	001	140	40	80	78	190	85	121	6000	32	70	1000	R 1/8	6,88	KM40PKG3L



■ Driven Tool Radial • KM

order number	catalog number	CSWS	MMC	B2	D	F	H2	L	L1	LPR	RPM	mST (Nm)	CS1	kg	SPP
6201261	TACU001KM40DR60648441 *	KM40	001	166	40	83	78	190	85	121	6000	32	R 1/8	8,12	KM40PKG3L



■ Driven Tool Radial • KM

order number	catalog number	CSWS	MMC	B2	D	F	FS	H2	L	L1	LPR	RPM	mST (Nm)	bar	PSI	CS1	kg	SPP
6201262	TACU001KM40DR60648442 *	KM40	001	194	40	83	111	78	190	85	121	6000	32	25	360	R 1/8	9,21	KM40PKG3L

NOTE: * = Only usable on machines equipped with sub-spindle.

Driven tools with internal coolant cannot be run dry and require a minimum 50 micron coolant filtration.

Gear ratio is 1:1, unless specified otherwise.

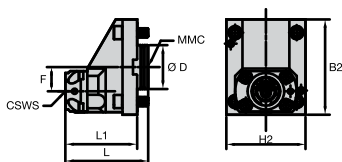
Please visit kennametal.com to download detailed drawings and models.



MORI SEIKI™

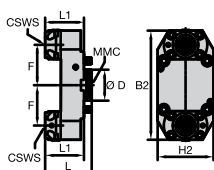
Machine Series:

- NL/NLX 1500-4000 MC/Y/SMC/SY
- NLX 4000 (High Torque Milling)
- NT 4200-5400
- NZX 2500 (12 Station Turret)



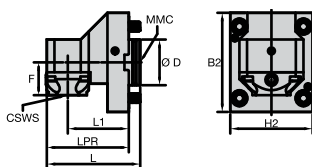
■ Static Tool Axial • KM™

order number	catalog number	CSWS	MMC	B2	D	F	H2	L	L1	ic			SPP
6405029	TACU002KM50SA60649637	KM50	002	130	60	33	108	113	98	bar	PSI	kg	KM50PKG3L



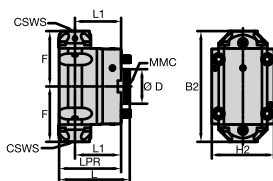
■ Static Tool Axial • KM

order number	catalog number	CSWS	MMC	B2	D	F	H2	L	L1	ic			SPP
6405030	TACU002KM50SA60649638 *	KM50	002	211	60	78	108	90	75	bar	PSI	kg	KM50PKG3L



■ Static Tool Radial • KM

order number	catalog number	CSWS	MMC	B2	D	F	H2	L	L1	LPR	ic			SPP
6405381	TACU002KM50SR60649639	KM50	002	130	60	43	108	123	80	108	bar	PSI	kg	KM50PKG3L



■ Static Tool Radial • KM

order number	catalog number	CSWS	MMC	B2	D	F	H2	L	L1	LPR	ic			SPP
6405382	TACU002KM50SR60649641 *	KM50	002	192	60	96	108	123	80	108	bar	PSI	kg	KM50PKG3L

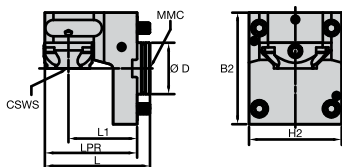
NOTE: * = Only usable on machines equipped with sub-spindle.
Please visit kennametal.com to download detailed drawings and models.



MORI SEIKI™

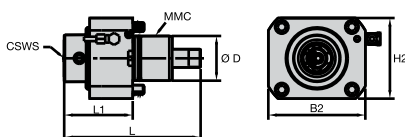
Machine Series:

- NL/NLX 1500-4000 MC/Y/SMC/SY
- NLX 4000 (High Torque Milling)
- NT 4200-5400
- NZX 2500 (12 Station Turret)



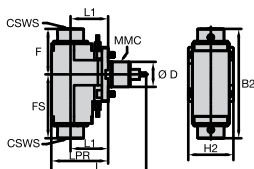
■ Static Tool Radial • KM™

order number	catalog number	CSWS	MMC	B2	D	H2	L	L1	LPR	ic			
										bar	PSI	kg	SPP
6405388	TACU002KM50SR60649643	KM50	002	130	60	108	123	80	108	100	1500	5,70	KM50PKG3L



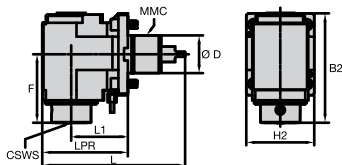
■ Driven Tool Axial • KM

order number	catalog number	CSWS	MMC	B2	D	H2	L	L1	RPM	mST (Nm)	ic				
											bar	PSI	CS1	kg	SPP
6201268	TACU002KM40DA60648448	KM40	002	130	60	108	178	87	10000	100	—	—	M12 X 1	7,90	KM40PKG3L
6201269	TACU002KM40DA60648449	KM40	002	130	60	108	178	87	10000	100	70	1000	M12 X 1	7,91	KM40PKG3L
6201265	TACU002KM50DA60648445	KM50	002	130	60	108	183	92	6000	100	—	—	M12 X 1	8,39	KM50PKG3L
6201266	TACU002KM50DA60648447	KM50	002	130	60	108	184	92	6000	100	70	1000	M12 X 1	8,12	KM50PKG3L



■ Driven Tool Radial • KM

order number	catalog number	CSWS	MMC	B2	D	F	FS	H2	L	L1	LPR	RPM	mST (Nm)	ic				
														bar	PSI	CS1	kg	SPP
6201274	TACU002KM50DR60648459 *	KM50	002	224	60	109	115	108	227	90	136	6000	100	—	—	R1/8	15,49	KM50PKG3L
6201275	TACU002KM50DR60648460 *	KM50	002	262	60	109	153	108	227	90	136	6000	100	25	360	R1/8	17,67	KM50PKG3L



■ Driven Tool Radial • KM

order number	catalog number	CSWS	MMC	B2	D	F	H2	L	L1	LPR	RPM	mST (Nm)	ic				
													bar	PSI	CS1	kg	SPP
6201272	TACU002KM40DR60648457	KM40	002	169	60	104	108	227	90	136	10000	100	—	—	R1/8	13,44	KM40PKG3L
6201273	TACU002KM40DR60648458	KM40	002	169	60	104	108	227	90	136	10000	100	70	1000	R1/8	13,63	KM40PKG3L
6201270	TACU002KM50DR60648452	KM50	002	174	60	109	108	227	90	136	6000	100	—	—	R1/8	13,69	KM50PKG3L
6201271	TACU002KM50DR60648453	KM50	002	175	60	109	108	227	90	136	6000	100	70	1000	R1/8	13,70	KM50PKG3L

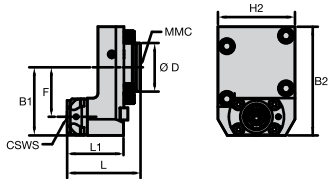
NOTE: * = Only usable on machines equipped with sub-spindle.
 Driven tools with internal coolant cannot be run dry and require a minimum 50 micron coolant filtration.
 Gear ratio is 1:1, unless specified otherwise.
 Please visit kennametal.com to download detailed drawings and models.



OKUMA™

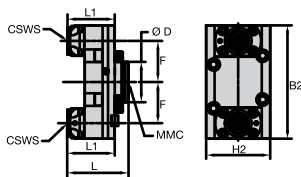
Machine Series:

- Genos L300 MW/MYW
- LB/LU 2000-3000 EX M/MY/MW/MYW
- MULTUS U3000, 4000 2S



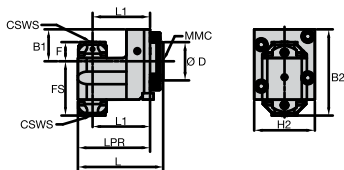
■ Static Tool Axial • KM™

order number	catalog number	CSWS	MMC	B1	B2	D	F	H2	L	L1	ic		kg	SPP
6411222	TACU009KM40SA60907362	KM40	009	84	134	60	61	95	91	70	bar	PSI	3,91	KM40PKG3L



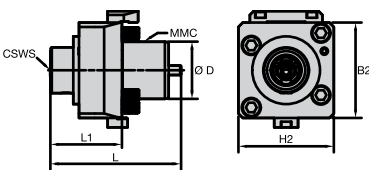
■ Static Tool Axial • KM

order number	catalog number	CSWS	MMC	B2	D	F	H2	L	L1	ic		kg	SPP
6411223	TACU009KM40SA60907363 *	KM40	009	168	60	61	95	91	70	bar	PSI	5,37	KM40PKG3L



■ Static Tool Radial • KM

order number	catalog number	CSWS	MMC	B1	B2	D	F	FS	H2	L	L1	LPR	ic		kg	SPP
6411226	TACU009KM40SR60907371 *	KM40	009	50	135	60	30	85	95	134	90	113	bar	PSI	6,13	KM40PKG3L



■ Driven Tool Axial • KM

order number	catalog number	CSWS	MMC	B2	D	H2	L	L1	RPM	mST (Nm)	ic		kg	SPP	
6411158	TACU009KM40DA60907348	KM40	009	100	60	100	137	75	6000	50	—	—	M12 X 1	5,22	KM40PKG3L
6411159	TACU009KM40DA60907349	KM40	009	100	60	100	137	75	6000	50	70	1000	M12 X 1	5,25	KM40PKG3L

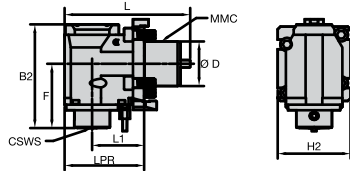
NOTE: * = Only usable on machines equipped with sub-spindle.
 Driven tools with internal coolant cannot be run dry and require a minimum 50 micron coolant filtration.
 Gear ratio is 1:1, unless specified otherwise.
 Please visit kennametal.com to download detailed drawings and models.



OKUMA™

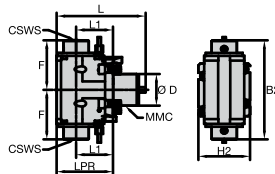
Machine Series:

- Genos L300 MW/MYW
- LB/LU 2000-3000 EX M/MY/MW/MYW
- MULTUS U3000, 4000 2S



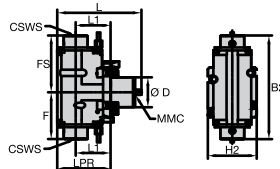

■ Driven Tool Radial • KM™

order number	catalog number	CSWS	MMC	B2	D	F	H2	L	L1	LPR	RPM	mST (Nm)	ic bar	PSI	CS1	kg	SPP
6411160	TACU009KM40DR60907352	KM40	009	140	60	86,5	98	169	70	107	6000	50	—	—	R1/8	7,64	KM40PKG3L
6411221	TACU009KM40DR60907354	KM40	009	144	60	86,5	98	169	70	107	6000	50	70	1000	R1/8	7,63	KM40PKG3L



■ Driven Tool Radial • KM

order number	catalog number	CSWS	MMC	B2	D	F	H2	L	L1	LPR	RPM	mST (Nm)	CS1	kg	SPP
6411224	TACU009KM40DR60907355 *	KM40	009	188	60	94	98	169	70	107	6000	50	R1/8	9,26	KM40PKG3L



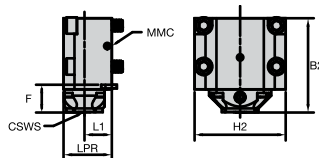
■ Driven Tool Radial • KM

order number	catalog number	CSWS	MMC	B2	D	F	FS	H2	L	L1	LPR	RPM	mST (Nm)	ic bar	PSI	CS1	kg	SPP
6411225	TACU009KM40DR60907357 *	KM40	009	208	60	94	114	98	169	70	107	6000	50	25	360	R1/8	10,08	KM40PKG3L

OKUMA

Machine Series:

- ES L10
- Genos L400
- LB 4000 EX
- LB/LU 2500-3000 EX
- LB300, LU300



■ Static Tool Radial • KM


order number	catalog number	CSWS	MMC	B2	F	H2	L1	LPR	ic bar	PSI	kg	SPP
6391732	TACU013KM40SR60907381	KM40	013	103	30	100	30	53	100	1500	3,21	KM40PKG3L
6391733	TACU013KM50SR60907382	KM50	013	108	35	100	40	69	100	1500	4,35	KM50PKG3L

NOTE: * = Only usable on machines equipped with sub-spindle.
 Driven tools with internal coolant cannot be run dry and require a minimum 50 micron coolant filtration.
 Gear ratio is 1:1, unless specified otherwise.
 Please visit kennametal.com to download detailed drawings and models.




VDI

VDI Turret




- Quick change with single clamping wedge.
- Tool alignment by fine adjustment.
- VDI orientation according to machine specification.

VDI Turret Blocks



BMT




BMT Turret

- 4 bolts to mount on to the turret.
- Additional alignment not required.
- Offers the highest rigidity, which is ideal for a wide range of applications.

BMT Turret Blocks



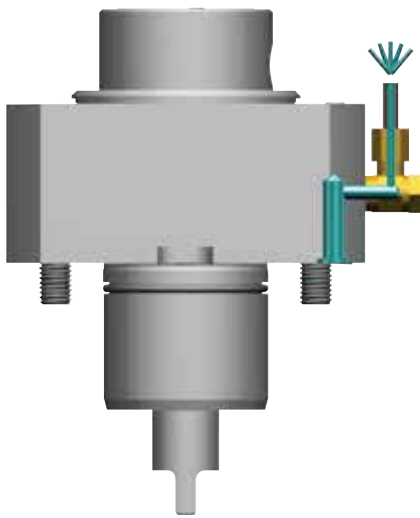
➤ Turret



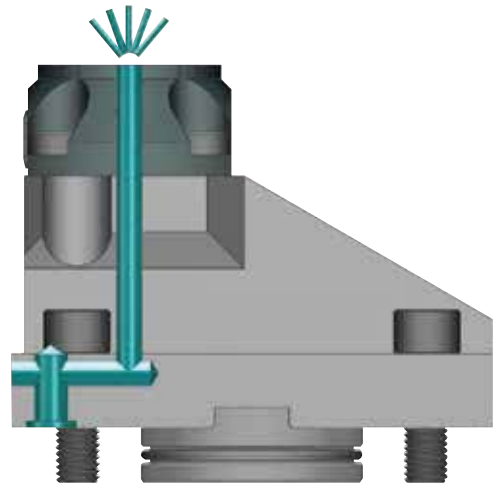
Please visit kennametal.com for KM™ portfolio of turning, drilling tools, and adapters.

➤ Coolant supply options for static and driven tools

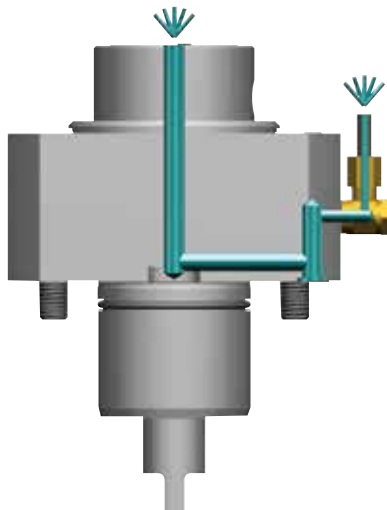
Driven tool external coolant



Static tool internal coolant




Driven tools with internal and external coolant

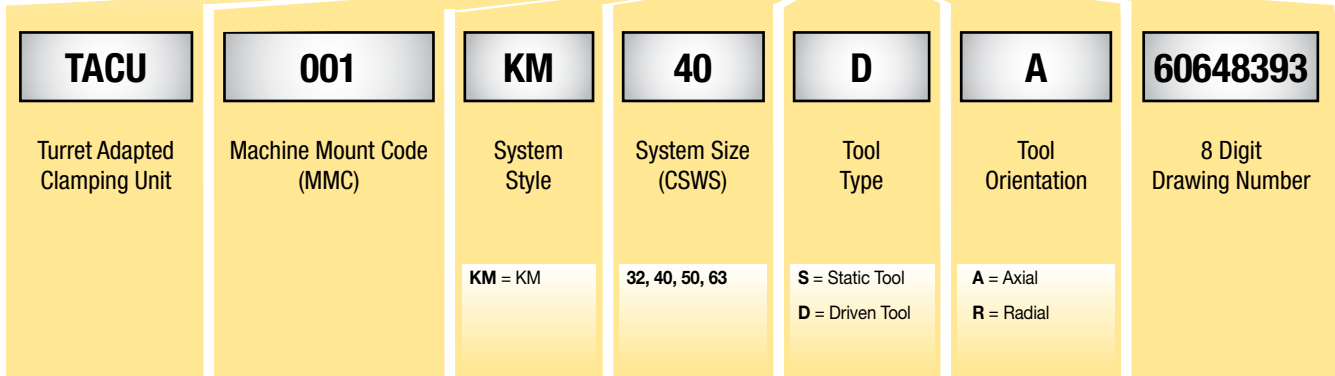


KM™ — TACU CATALOG NUMBERING SYSTEM

Each character in our catalog number signifies a specific trait of that product. Use the following key columns and corresponding images to easily identify which attributes apply.



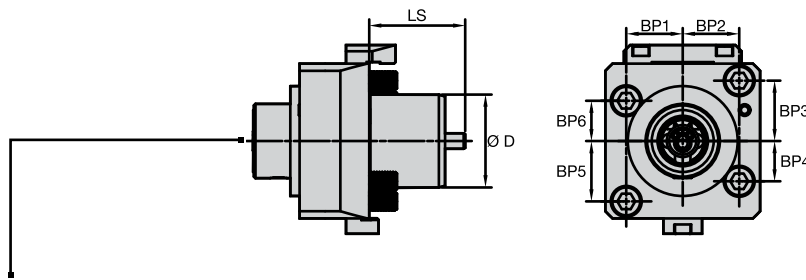
TACU001KM40DA60648393



MACHINE MOUNT CODE TABLE

MORI SEIKI™	OKUMA™	HAAS™	MAZAK™	DOOSAN™ (DAEWOO™)	HYUNDAI WIA	HWACHEON™
Machine Mount Code (MMC) 001 <ul style="list-style-type: none"> DuraTurn 2050, 2550 MC NL/NLX 1500–2500 (20 Station Turret) NT 3100, 3150, 3200 NT/NTX 1000, 2000 NZ/NZX 1500–2000 (16 Station Turret) DIM 1500 	Machine Mount Code (MMC) 009 <ul style="list-style-type: none"> Genos L300 MW/MYW LB/LU 2000–3000 EX M/MY/MW/MYW MULTUS U3000, 4000 2S 	Machine Mount Code (MMC) 013 <ul style="list-style-type: none"> ST-20/30, SL-20/30 (BOT Turret) 	Machine Mount Code (MMC) 016 <ul style="list-style-type: none"> Quick Turn Nexus 200, 250 M, MY (12 Station Turret) Quick Turn Nexus 200, 250 MS, MSY (12 Station Turret) Super Quadrex 200, 250 M (12 Station Turret) Super Quick Turn 200, 250, M, MY (12 Station Turret) Super Quick Turn 200, 250, MS, MSY (12 Station Turret) 	Machine Mount Code (MMC) 035 <ul style="list-style-type: none"> Lynx 300M Puma 1500, 2000, 2500 M/Y (12 Station, BMT55) Puma 1500-2500 MS/SY (12 Station, BMT55) Puma 2100 M/M/S/Y/SY (24 Station, BMT55) Puma 2100 M/Y (12 Station, BMT55) Puma 230, 240, 280 M/M/S/LM Puma MX1600, 2100 ST (BMT55) Puma TL2000, 2500 M Puma TT1500, 1800 MS/SY 	Machine Mount Code (MMC) 035 <ul style="list-style-type: none"> L230LMSA LM1600, 1800TTSY SKT160, 180TTMS/TTSY (BMT55) 	Machine Mount Code (MMC) 035 <ul style="list-style-type: none"> Cutex 160 MC/SMC (BMT 55)
Machine Mount Code (MMC) 002 <ul style="list-style-type: none"> NL/NLX 1500–4000 MC/Y/SMC/SY NLX 4000 (High Torque Milling) NZX 2500 (12 Station Turret) 	Machine Mount Code (MMC) 013 <ul style="list-style-type: none"> ES L10 Genos L400 LB/LU 2500–3000 EX LB300, LU300 	Machine Mount Code (MMC) 036 <ul style="list-style-type: none"> ST-20 (BMT65) ST-20Y (BMT65) ST-25 (BMT65) ST-25Y (BMT65) ST-30 (BMT65) ST-30Y (BMT65) ST-35 (BMT65) ST-35Y (BMT65) DS-30 (BMT65) DS-30Y (BMT65) 	Machine Mount Code (MMC) 017 <ul style="list-style-type: none"> Hyper Quadrex 200, 250 MSY (12 Station Turret) Multiplex 6200, 6200Y, 6250 (12 Station Turret) 	Machine Mount Code (MMC) 036 <ul style="list-style-type: none"> Puma 2100, 2600 M/M/S/Y/SY (24 Station, BMT65) Puma 2100, 2600 M/M/S/Y/SY (12 Station, BMT65) Puma 3100 M/Y/MY (12 Station, BMT65) Puma MX2000, 2500, 2600 T/ST/SY Puma VT450 M, VT450 M-2SP Puma Invertum 3000 M Puma 300 M/MS Puma TT2000, 2500 MS/SY Puma V400M 	Machine Mount Code (MMC) 036 <ul style="list-style-type: none"> SKT200, 250TTM/MS/SY SKT250, 300M/MS L2100SY LM2000, 2500TTM/TTMS/TTSY L300M/MS 	Machine Mount Code (MMC) 036 <ul style="list-style-type: none"> Cutex 240 MC/SMC Hi-Tech 200-450 MC/SMC/YMC/YSMC (BMT 65) T2 MC/SMC/YMC/YSMC VT450 MC (BMT65)
			Machine Mount Code (MMC) 018 <ul style="list-style-type: none"> Hyper Quadrex 450 M Megaturn Nexus 900 M Quick Turn Nexus 300–450 M, MY Slant Turn Nexus 500, 550 M 			
			Machine Mount Code (MMC) 019 <ul style="list-style-type: none"> MP430, 630 (12 Station Turret) MP6300, 6300 Y (12 Station Turret) 			
			Machine Mount Code (MMC) 020 <ul style="list-style-type: none"> Quick Turn Smart 100, 150 M S Quick Turn Smart 200, 250 M 			

KM™ — TACU MOUNTING SPECIFICATIONS










KM Size	[Torque] Nm/ft.-lbs
32	8-11 / 6-8
40	12-16 / 9-12
50	27-34 / 20-25
63	47-54 / 35-40

Machine Mounting Code	Machine Builder	Mounting Style	Tool Type	BP1	BP2	BP3	BP4	BP5	BP6	D	LS	Torque Nm/ft-lb	Mounting Bolt
001	Mori Seiki™	BMT40	Driven	31	31	35	35	35	35	40	69	50/37	M10 x 1,5
			Static	31	31	35	35	35	35	40	12		
002	Mori Seiki	BMT60	Driven	42	42	47	47	47	47	60	91	90/66	M12 x 1,75
			Static	42	42	47	47	47	47	60	15		
009	OKUMA™	BMT60	Driven	36,5	36,5	39	26	39	26	60	62	90/66	M12 x 1,75
			Static	36,5	36,5	39	26	39	26	60	20		
013	HAAS™, OKUMA	Keyed	Static	40	40	22,5	22,5	22,5	22,5	-	-	90/66	M12 x 1,75
016	Mazak™	VDI40-Mazak	Driven	-	-	-	-	-	-	40	78	-	-
			Static	-	-	-	-	-	-	40	51		
017	Mazak	VDI40	Driven	-	-	-	-	-	-	40	78	-	-
			Static	-	-	-	-	-	-	40	51		
018	Mazak	VDI50-Mazak	Driven	-	-	-	-	-	-	50	85	-	-
			Static	-	-	-	-	-	-	50	75		
019	Mazak	VDI50-Mazak	Driven	-	-	-	-	-	-	50	85	-	-
			Static	-	-	-	-	-	-	50	75		
020	Mazak	BMT68	Driven	34	34	65	45	65	45	68	90	25/18	M8 x 1,25
			Static	34	34	65	45	65	45	68	90		
035	DOOSAN™, HWACHEON™, HYUNDAI WIA	BMT55	Driven	32	32	32	32	32	32	55	104	50/37	M10 x 1,5
			Static	32	32	32	32	32	32	-	-		
036	DOOSAN, HWACHEON, HYUNDAI WIA	BMT65	Driven	36,5	36,5	35	35	35	35	65	112	90/66	M12 x 1,75
			Static	36,5	36,5	35	35	35	35	-	-		


TOOLING LAYOUT FOR CNC-LATHE WITH DRIVEN AND STATIC TOOLS

Need more help? Please fill in the information below and we can get you the answers you need.

Tooling Layout for CNC-Lathe with Driven and Static Tools		
Machine Type (for example: Mori Seiki™, Mazak™, Okuma™...):		
Model/Type (for example: NL2000, MP6200Y, LT300...):	Date of construction:	
Shank Ø (DIN 69880 or relevant)	VDI: <input type="radio"/> 16mm <input type="radio"/> 20mm <input type="radio"/> 30mm <input type="radio"/> 40mm <input type="radio"/> _____	BMT: <input type="radio"/> 55mm <input type="radio"/> 65mm <input type="radio"/> 75mm <input type="radio"/> 85mm <input type="radio"/> _____
Turret Type	<input type="radio"/> Star <input type="radio"/> Crown <input type="radio"/> Disc	
Is the turret an original type?	<input type="radio"/> Yes <input type="radio"/> No	
If no, which turret type?	<input type="radio"/> Sauter <input type="radio"/> Duplomatic <input type="radio"/> Baruffaldi <input type="radio"/> Others: ____	
Turret type number (for example: Sauter 05.473.516):		
Tool positions on turret?	<input type="radio"/> 12 <input type="radio"/> 16 <input type="radio"/> 20 <input type="radio"/> ____	
Quantity of driven positions?	Quantity:	
If more turrets are used, please specify turret-no.:	Turret-Number:	
Which kind of drive (coupling, interface)? (f.e.: DIN 1809, 5480, 5482)	DIN:	
<div style="display: flex; justify-content: space-around; align-items: flex-start;"> <div style="text-align: center;">  <input type="radio"/> Baruffaldi TOEM </div> <div style="text-align: center;">  <input type="radio"/> DIN 1809 </div> <div style="text-align: center;">  <input type="radio"/> DIN 5480 </div> <div style="text-align: center;">  <input type="radio"/> DIN 5482 </div> <div style="text-align: center;">  <input type="radio"/> 1 Step Front Coupling </div> <div style="text-align: center;">  <input type="radio"/> 2 Step Front Coupling </div> <div style="text-align: center;">  <input type="radio"/> Bevel Gear </div> </div>		
Which version is required?	<input type="radio"/> (R) right version <input type="radio"/> (L) left version <input type="radio"/> (RL) double serration	
Ratio (more speed) (more torque)	<input type="radio"/> i = 1:1 <input type="radio"/> i = 1:2 <input type="radio"/> i = 1:3 <input type="radio"/> i = 1:4 <input type="radio"/> i = 1:5 <input type="radio"/> i = 2:1 <input type="radio"/> i = 3:1	<input type="radio"/> i = 1 : ____ <input type="radio"/> i = ____ : 1
Rotating direction	<input type="radio"/> cw (in) – cw (out) <input type="radio"/> cw (in) – ccw (out)	
Orientation of axial tools	<input type="radio"/> standard <input type="radio"/> offset of _____mm	
NOTE: For machines with star-turret for axial processing, you need RADIAL TOOLS and inverse		
Orientation of radial tools	<input type="radio"/> standard <input type="radio"/> back offset of _____mm	
NOTE: For machines with star-turret for radial processing, you need AXIAL TOOLS and inverse		
Which style of toolholding do you prefer?	<input type="radio"/> ER (ESX) <input type="radio"/> Shell Mill <input type="radio"/> TAP <input type="radio"/> Weldon®/WN <input type="radio"/> ABS <input type="radio"/> KM™ <input type="radio"/> PSC <input type="radio"/> HSK	
Collet size, shell mill Ø, Weldon®/Whistle Notch Ø, (f.e.: 16, 25, 40...)	Size: _____	
Remarks: (for example: inner coolant supply, a.s.o. ...)		

Tooling Systems

kennametal.com



Shrink Fit Toolholders



ERICKSON™ Shrink Fit toolholders allow for high-precision, high productivity machining in demanding conditions while providing optimum value.

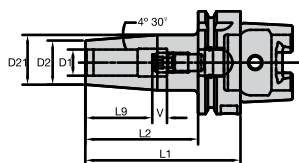
They offer stability and low runout, leading to excellent surface finish, dimensional accuracy, and lower overall production times.



ERICKSON™

- Broad selection of back end connection types (CV40, CV50, HSK63A, HSK100A, BT40, BT50, and PSC63).
- Balanced to G2.5 @ 25,000 RPM.
- Compatible with steel and carbide shanks.
- Runout accuracy <math><3 \mu\text{m}</math> at 3 x D for extended tool life and consistent surface finishing.
- Through coolant capability.

HSK63A SHANK TOOLS



■ TTGL • Metric

order number	catalog number	D1	D2	D21	L1	L2	L9	V	kg
6199621	HSK63ATTGL03080M	3	10	—	80	54	—	—	0,71
6199622	HSK63ATTGL04080M	4	10	—	80	54	—	—	0,71
6199623	HSK63ATTGL06080M	6	21	27	80	54	26	10	0,84
6199624	HSK63ATTGL08080M	8	21	27	80	54	26	10	0,83
6199625	HSK63ATTGL10085M	10	24	32	85	59	32	10	0,91
6199626	HSK63ATTGL12090M	12	24	32	90	64	37	10	0,93
6199627	HSK63ATTGL14090M	14	27	34	90	64	37	10	0,98
6199628	HSK63ATTGL16095M	16	27	34	95	69	40	10	1,00
6199629	HSK63ATTGL18095M	18	33	42	95	69	40	10	1,17
6199630	HSK63ATTGL20100M	20	33	42	100	74	42	10	1,20
6199631	HSK63ATTGL25115M	25	44	53	115	89	48	10	1,78

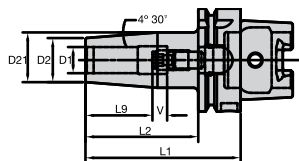
NOTE: For accessories and technical information, visit kennametal.com.

■ TTGL • Inch

order number	catalog number	D1	D2	D21	L1	L2	L9	V	lbs
6199581	HSK63ATTGL025315	1/4	.83	1.06	3.15	2.13	1.02	.39	1.85
6199582	HSK63ATTGL031315	5/16	.83	1.06	3.15	2.13	1.02	.39	1.84
6199583	HSK63ATTGL038335	3/8	.94	1.26	3.35	2.32	1.26	.39	2.02
6199584	HSK63ATTGL050354	1/2	.94	1.26	3.54	2.52	1.46	.39	2.04
6199585	HSK63ATTGL062374	5/8	1.06	1.34	3.74	2.72	1.57	.39	2.20
6199586	HSK63ATTGL075394	3/4	1.30	1.65	3.94	2.91	1.65	.39	2.67
6199587	HSK63ATTGL100453	1	1.73	2.09	4.53	3.50	1.89	.39	3.91

NOTE: For accessories and technical information, visit kennametal.com.

HSK100A SHANK TOOLS



■ TTGL • Metric

order number	catalog number	D1	D2	D21	L1	L2	L9	V	kg
6201850	HSK100ATTGL06085M	6	21	27	85	56	26	10	2,20
6201871	HSK100ATTGL08085M	8	21	27	85	56	26	10	2,20
6201872	HSK100ATTGL10090M	10	24	32	90	61	32	10	2,28
6201873	HSK100ATTGL12095M	12	24	32	95	66	37	10	2,30
6201874	HSK100ATTGL14095M	14	27	34	95	66	37	10	2,35
6201875	HSK100ATTGL16100M	16	27	34	100	71	40	10	2,37
6201876	HSK100ATTGL18100M	18	33	42	100	71	40	10	2,55
6201877	HSK100ATTGL20105M	20	33	42	105	76	42	10	2,58
6201878	HSK100ATTGL25115M	25	44	53	115	86	48	10	3,11

NOTE: For accessories and technical information, visit kennametal.com.

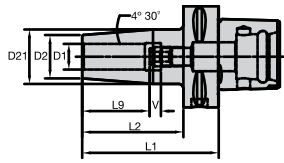
■ TTGL • Inch

order number	catalog number	D1	D2	D21	L1	L2	L9	V	lbs
6199574	HSK100ATTGL025335	1/4	.83	1.06	3.35	2.20	1.02	.39	4.85
6199575	HSK100ATTGL031335	5/16	.83	1.06	3.35	2.20	1.02	.39	4.84
6199576	HSK100ATTGL038354	3/8	.94	1.26	3.54	2.40	1.26	.39	5.04
6199577	HSK100ATTGL050374	1/2	.94	1.26	3.74	2.60	1.46	.39	5.06
6199578	HSK100ATTGL062394	5/8	1.06	1.34	3.94	2.80	1.57	.39	5.22
6199579	HSK100ATTGL075413	3/4	1.30	1.65	4.13	2.99	1.65	.39	5.70
6199580	HSK100ATTGL100453	1	1.73	2.09	4.53	3.39	1.89	.39	6.84

NOTE: For accessories and technical information, visit kennametal.com.



PSC63 SHANK TOOLS



■ TTGL • Metric

order number	catalog number	D1	D2	D21	L1	L2	L9	V	kg
6303110	PSC63TTGL03080M	3	10	—	80	58	—	—	0,84
6303111	PSC63TTGL04080M	4	10	—	80	58	—	—	0,84
6303112	PSC63TTGL05080M	5	10	—	80	58	—	—	0,84
6303113	PSC63TTGL06080M	6	21	27	80	58	26	10	0,97
6303114	PSC63TTGL08080M	8	21	27	80	58	26	10	0,97
6303117	PSC63TTGL10080M	10	24	32	80	58	32	10	1,02
6303118	PSC63TTGL12080M	12	24	32	80	58	37	10	1,01
6303119	PSC63TTGL14085M	14	27	34	85	63	37	10	1,09
6303120	PSC63TTGL16085M	16	27	34	85	63	40	10	1,07
6303121	PSC63TTGL18085M	18	33	42	85	63	40	10	1,22
6303123	PSC63TTGL20085M	20	33	42	85	63	42	10	1,19
6303124	PSC63TTGL25090M	25	44	53	90	68	48	10	1,55

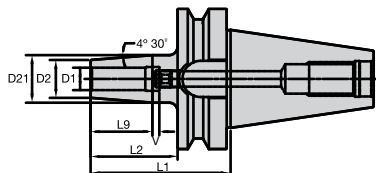
NOTE: For accessories and technical information, visit kennametal.com.

■ TTGL • Inch

order number	catalog number	D1	D2	D21	L1	L2	L9	V	lbs
6303127	PSC63TTGL025315	1/4	.83	1.06	3.15	2.28	1.02	.39	2.15
6303128	PSC63TTGL038315	3/8	.94	1.26	3.15	2.28	1.26	.39	2.26
6303129	PSC63TTGL050315	1/2	.94	1.26	3.15	2.28	1.46	.39	2.21
6303130	PSC63TTGL062335	5/8	1.06	1.34	3.35	2.48	1.57	.39	2.36
6303141	PSC63TTGL075335	3/4	1.30	1.65	3.35	2.48	1.65	.39	2.66
6303142	PSC63TTGL100354	1	1.73	2.09	3.54	2.68	1.89	.39	3.41

NOTE: For accessories and technical information, visit kennametal.com.

BT40 SHANK TOOLS



■ TTGL • Metric

order number	catalog number	D1	D2	D21	L1	L2	L9	V	kg
6201779	BT40TTGL06090M	6	21	27	90	63	26	10	1,23
6201780	BT40TTGL08090M	8	21	27	90	63	26	10	1,23
6201831	BT40TTGL10090M	10	24	32	90	63	32	10	1,29
6201832	BT40TTGL12090M	12	24	32	90	63	37	10	1,28
6201834	BT40TTGL14090M	14	27	34	90	63	37	10	1,33
6201835	BT40TTGL16090M	16	27	34	90	63	40	10	1,30
6201836	BT40TTGL18090M	18	33	42	90	63	40	10	1,46
6201837	BT40TTGL20090M	20	33	42	90	63	42	10	1,43
6201838	BT40TTGL25100M	25	44	53	100	73	48	10	1,88

NOTE: For accessories and technical information, visit kennametal.com.

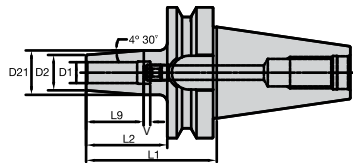
■ TTGL • Inch

order number	catalog number	D1	D2	D21	L1	L2	L9	V	lbs
6199595	BT40TTGL025354	1/4	.83	1.06	3.54	2.48	1.02	.39	2.71
6199596	BT40TTGL031354	5/16	.83	1.06	3.54	2.48	1.02	.39	2.70
6199598	BT40TTGL038354	3/8	.94	1.26	3.54	2.48	1.26	.39	2.85
6199599	BT40TTGL050354	1/2	.94	1.26	3.54	2.48	1.46	.39	2.80
6199600	BT40TTGL062354	5/8	1.06	1.34	3.54	2.48	1.57	.39	2.88

NOTE: For accessories and technical information, visit kennametal.com.



BT50 SHANK TOOLS

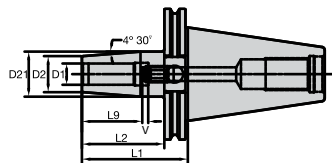


■ TTGL • Metric

order number	catalog number	D1	D2	D21	L1	L2	L9	V	kg
6201430	BT50TTGL06100M	6	21	27	100	62	26	10	3,91
6201441	BT50TTGL08100M	8	21	27	100	62	26	10	3,91
6201442	BT50TTGL10100M	10	24	32	100	62	32	10	3,97
6201443	BT50TTGL12100M	12	24	32	100	62	37	10	3,95
6201444	BT50TTGL14100M	14	27	34	100	62	37	10	4,00
6201445	BT50TTGL16100M	16	27	34	100	62	40	10	3,98
6201446	BT50TTGL18100M	18	33	42	100	62	40	10	4,13
6201447	BT50TTGL20100M	20	33	42	100	62	42	10	4,10
6201448	BT50TTGL25100M	25	44	53	100	62	48	10	4,37

NOTE: For accessories and technical information, visit kennametal.com.

CV40 SHANK TOOLS



■ TTGL • Metric

order number	catalog number	D1	D2	D21	L1	L2	L9	V	kg
6199502	CV40TTGL06M315	6	21	27	80	61	26	10	1,07
6199503	CV40TTGL08M315	8	21	27	80	61	26	10	1,06
6199504	CV40TTGL10M315	10	24	32	80	61	32	10	1,12
6199505	CV40TTGL12M315	12	24	32	80	61	37	10	1,11
6199506	CV40TTGL14M315	14	27	34	80	61	37	10	1,16
6199507	CV40TTGL16M315	16	27	34	80	61	40	10	1,14
6199508	CV40TTGL18M315	18	33	41	80	61	40	10	1,25
6199509	CV40TTGL20M315	20	33	42	80	61	42	10	1,25
6199510	CV40TTGL25M394	25	44	53	100	81	48	10	1,77

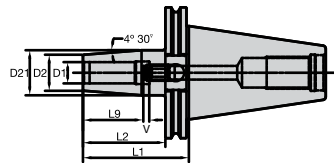
NOTE: For accessories and technical information, visit kennametal.com.

■ TTGL • Inch

order number	catalog number	D1	D2	D21	L1	L2	L9	V	lbs
6199542	CV40TTGL025315	1/4	.83	1.06	3.15	2.40	1.02	.39	2.35
6199543	CV40TTGL031315	5/16	.83	1.06	3.15	2.40	1.02	.39	2.34
6199544	CV40TTGL038315	3/8	.94	1.26	3.15	2.40	1.26	.39	2.48
6199545	CV40TTGL044315	7/16	.94	1.26	3.15	2.40	1.26	.39	2.47
6199546	CV40TTGL050315	1/2	.94	1.26	3.15	2.40	1.46	.39	2.43
6199547	CV40TTGL056315	9/16	1.06	1.34	3.15	2.40	1.46	.39	2.46
6199548	CV40TTGL062315	5/8	1.06	1.34	3.15	2.40	1.57	.39	2.51
6199549	CV40TTGL068315	11/16	1.30	1.59	3.15	2.40	1.57	.39	2.74
6199550	CV40TTGL075315	3/4	1.30	1.65	3.15	2.40	1.65	.39	2.79
6199561	CV40TTGL088315	7/8	1.30	1.65	3.15	2.40	1.65	.39	2.69
6199562	CV40TTGL100394	1	1.73	2.09	3.94	3.19	1.89	.39	3.88

NOTE: For accessories and technical information, visit kennametal.com.

CV50 SHANK TOOLS



■ TTGL • Metric

order number	catalog number	D1	D2	D21	L1	L2	L9	V	kg
6199551	CV50TTGL06M315	6	21	27	80	61	26	10	2,90
6199552	CV50TTGL08M315	8	21	27	80	61	26	10	2,89
6199553	CV50TTGL10M315	10	24	32	80	61	32	10	2,95
6199554	CV50TTGL12M315	12	24	32	80	61	37	10	2,94
6199555	CV50TTGL14M315	14	27	34	80	61	37	10	2,99
6199556	CV50TTGL16M315	16	27	34	80	61	40	10	2,97
6199557	CV50TTGL18M315	18	33	42	80	61	40	10	3,11
6199558	CV50TTGL20M315	20	33	42	80	61	42	10	3,08
6199559	CV50TTGL25M394	25	44	53	100	81	48	10	3,69
6199560	CV50TTGL32M394	32	44	53	100	81	48	10	3,51

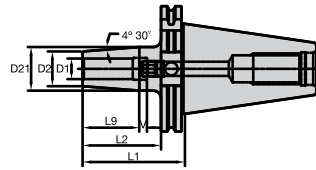
NOTE: For accessories and technical information, visit kennametal.com.

■ TTGL • Inch

order number	catalog number	D1	D2	D21	L1	L2	L9	V	lbs
6199563	CV50TTGL025315	1/4	.83	1.06	3.15	2.53	1.02	.39	6.38
6199564	CV50TTGL031315	5/16	.83	1.06	3.15	2.53	1.02	.39	6.37
6199565	CV50TTGL038315	3/8	.94	1.26	3.15	2.53	1.26	.39	6.51
6199566	CV50TTGL044315	7/16	.94	1.26	3.15	2.52	1.26	.39	6.50
6199567	CV50TTGL050315	1/2	.94	1.26	3.15	3.15	1.46	.39	6.47
6199568	CV50TTGL056315	9/16	1.06	1.33	3.15	2.52	1.40	.39	6.47
6199569	CV50TTGL062315	5/8	1.06	1.33	3.15	2.52	1.57	.39	6.54
6199570	CV50TTGL075315	3/4	1.30	1.65	3.15	2.52	1.65	.39	6.82
6199571	CV50TTGL088315	7/8	1.30	1.65	3.15	2.52	1.65	.39	6.73
6199572	CV50TTGL100394	1	1.73	2.09	3.94	3.94	1.89	.39	8.11
6199573	CV50TTGL125394	1 1/4	1.73	2.09	3.94	3.94	1.89	.39	7.76

NOTE: For accessories and technical information, visit kennametal.com.

DV40 SHANK TOOLS

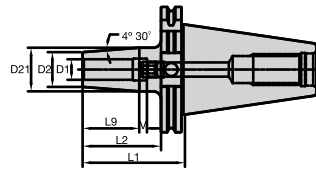


■ TTGL • Metric

order number	catalog number	D1	D2	D21	L1	L2	L9	V	kg
6201356	DV40TTGL06080M	6	21	27	80	61	26	10	1,06
6201357	DV40TTGL08080M	8	21	27	80	61	26	10	1,05
6201358	DV40TTGL10080M	10	24	32	80	61	32	10	1,07
6201359	DV40TTGL12080M	12	24	32	80	61	37	10	1,10
6201360	DV40TTGL14080M	14	27	34	80	61	37	10	1,15
6201421	DV40TTGL16080M	16	27	34	80	61	40	10	1,13
6201424	DV40TTGL18080M	18	33	42	80	61	40	10	1,27
6201425	DV40TTGL20080M	20	33	42	80	61	42	10	1,24
6201426	DV40TTGL25100M	25	44	53	100	81	48	10	1,80

NOTE: For accessories and technical information, visit kennametal.com.

DV50 SHANK TOOLS



■ TTGL • Metric

order number	catalog number	D1	D2	D21	L1	L2	L9	V	kg
6201839	DV50TTGL06080M	6	21	27	80	61	26	10	2,89
6201840	DV50TTGL08080M	8	21	27	80	61	26	10	2,89
6201841	DV50TTGL10080M	10	24	32	80	61	32	10	2,95
6201842	DV50TTGL12080M	12	24	32	80	61	37	10	2,93
6201843	DV50TTGL14080M	14	27	34	80	61	37	10	2,98
6201844	DV50TTGL16080M	16	27	34	80	61	40	10	2,96
6201845	DV50TTGL18080M	18	33	42	80	61	40	10	3,10
6201846	DV50TTGL20080M	20	33	42	80	61	42	10	3,08
6201847	DV50TTGL25100M	25	44	53	100	81	48	10	3,68

NOTE: For accessories and technical information, visit kennametal.com.



Shrink Fit Toolholders

Tooling Systems

kennametal.com

Assembly Station



With a high quality, stable tool assembly station, indexing inserts and changing tools will no longer steal hours of production time. With the assembly station, indexing time is reduced, and safety is

increased due to the rigid setup and the ability to manipulate the tool to the best position for indexing. A must-have for every shop floor.

High grade aluminum base unit.
Anodized for durability.

Base Unit

8 positions at 45° increments. Ensures perfect orientation and maximum safety during tool assembly.


Prevents tool and spindle damage by ensuring proper tool mounting.



Through holes for easy mounting on any surface.

Small footprint mounting space
5.5 x 4" (140 x 100mm).

Adapter



Steel guide pins for stability.

Quick release for perfect positioning of your tools.

Available adapters



PSC

- PSC50
- PSC63
- PSC80



KM4X™

- KM4X63
- KM4X100



KM™

- KM32
- KM40
- KM50
- KM63
- KM80



HSK

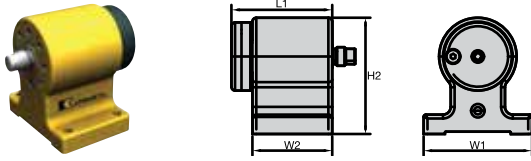
- HSK63A
- HSK100A



Steep Taper

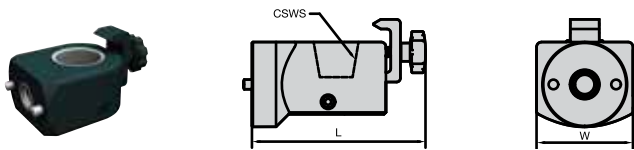
- BT30, CV30
- BT40, CV40, DV40
- BTKV40, CVKV40
- BT50, CV50, DV50
- BTKV50, CVKV50





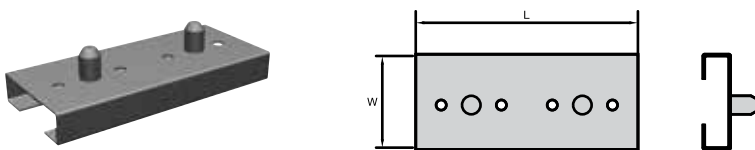
■ Assembly Station Base Unit

order number	catalog number	L1		H2		W2		W1	
		mm	in	mm	in	mm	in	mm	in
6303102	ASTMB	130	5.122	150	5.906	103	4.055	140	5.512



■ Assembly Station Adapter

order number	catalog number	CSWS	L		W	
			mm	in	mm	in
6302929	SK30ASA	BT30/CV30/DV30	152	6.000	90	3.543
6302930	SK40ASA	BT(KV)40/CV(KV)40/DV40	164	6.460	90	3.543
6303091	SK50ASA	BT(KV)50/CV(KV)50/DV50	188	7.384	100	3.937
6303092	HSK63AASA	HSK63A	149	5.852	90	3.543
6303093	HSK100AASA	HSK100A	180	7.087	100	3.937
6303094	KM32ASA	KM32	152	5.965	90	3.543
6303095	KM40ASA	KM40	146	5.748	90	3.543
6303096	KM50ASA	KM50	158	6.226	90	3.543
6303097	KM63ASA	KM63	149	5.852	90	3.543
6303098	KM80ASA	KM80	174	6.868	100	3.937
6303099	PSC50ASA	PSC50	105	4.134	143	5.630
6303100	PSC63ASA	PSC63	105	4.134	145	5.693
6303101	PSC80ASA	PSC80	130	5.118	155	6.087
6303104	KM4X63ASA	KM4X63	146	5.476	90	3.543
6303105	KM4X100ASA	KM4X100	180	7.086	100	3.937



■ Adapter Storage Rack

order number	catalog number	L		W	
		mm	in	mm	in
6303103	ASSR	240	9.449	103	4.055

NOVO KNOWS SEARCH

Searching for a tool has been enhanced by Advise and Select functions from NOVO™ applications — saving you time and money.

ADVISE

Uses a rules-based approach to provide cutting tool recommendations:

- Define Machining Feature (face milling, slotting, blind hole, etc.)
- Apply Constraint Requirements (geometric, material, tolerance, etc.)
- Set Machining Sequence (single or multi-step operations, rough then finish, etc.)
- Receive Ranked Results

SELECT

A method of selecting cutting tools from a tree structure via a hierarchy or parametric search:

- If you know which product you are looking for, a quick search can be performed by just the catalog number or product description.
- Smart filters significantly reduce the amount of potential tooling solutions.
- After the tool is selected, NOVO also provides cutting and adaptive item options that fit with your solution.

NOVO applications can ensure you have the right tools on your machines, in the right sequence. Resulting in flawless execution that accelerates every job, and maximizes every shift. kennametal.com/novo

▶ North America

United States

General Sales: 1 800 446 7738
FtMill.Service@kennametal.com
 Technical Support: 1 800 835 3668
na.techsupport@kennametal.com

Canada

General Sales: 800 446 7738
toronto.service@kennametal.com
 Technical Support: 1 800 835 3668
na.techsupport@kennametal.com

Mexico

General Sales: 001 888 402 4963
k-mx.service@kennametal.com

▶ Central/South America

Argentina

General Sales: +54 11 4719 0700
buenos-aires.ventas@kennametal.com

Brazil

General Sales: +55 19 3936 9200
bra.marketing@kennametal.com

Chile

General Sales: +56 2 2264 1177
kennametalchile@kennametalchile.cl

Venezuela

Hertec Group
 General Sales: +58 212 7510924
ventas@hertecgroup.com

El Salvador

Prometca S.A. DE C.V.
 General Sales: +503 2219 7579
portilloprometca@gmail.com

▶ Africa

Egypt

General Sales: +44 1384 408060
na.techsupport@kennametal.com

South Africa

General Sales: +27 11 748 9300
na.techsupport@kennametal.com

▶ Europe

Austria

General Sales: +43 2236 3798980
brunn.sales@kennametal.com
 Technical Support: 0800 202873
eu.techsupport@kennametal.com

Belgium

General Sales: 0800 81 372
belgium.sales@kennametal.com
 Technical Support: 0800 80850
eu.techsupport@kennametal.com

Czech Republic

Ricany Jazlovice
 General Sales: 800 900 840
k-prha.sales@kennametal.com

Denmark

Technical Support: 808 89298
na.techsupport@kennametal.com

Finland

Technical Support: 0800 919412
na.techsupport@kennametal.com

France

General Sales: +33 1 60 12 81 00
info.fr@kennametal.com
 Technical Support: 0805 540 367
eu.techsupport@kennametal.com

Germany

General Sales: +49 6003 8277 0
rosbach.sales@kennametal.com
 Technical Support: 0800 0006651
eu.techsupport@kennametal.com

Great Britain

General Sales: +44 1384 408060
kingswinford.service@kennametal.com
 Technical Support: 0800 032 8339
na.techsupport@kennametal.com

Hungary

General Sales: +36 96 618 150
gyoer.sales@kennametal.com

Ireland

General Sales: +44 1384 408060
na.techsupport@kennametal.com

Italy

General Sales: +39 02 895 961
milano.vendite@kennametal.com
 Technical Support: 800 916561
eu.techsupport@kennametal.com

Luxembourg

General Sales: +32 4 248 48 48
liege.sales@kennametal.com

Netherlands

General Sales: 0800 44 33 201
netherlands.sales@kennametal.com
 Technical Support: 0800 0201130
eu.techsupport@kennametal.com

Norway

Technical Support: 800 10080
na.techsupport@kennametal.com

Poland

General Sales: +48 61 6656501
poland.service@kennametal.com
 Technical Support: 00800 4411887
eu.techsupport@kennametal.com

Portugal

General Sales: +351 22 4119 400
porto.service@kennametal.com

Russia

General Sales: +7 495 4115386
moscow.information@kennametal.com
 Technical Support:
 Landline: 08800 5556394
 Cell Phone: +7 8005556394
eu.techsupport@kennametal.com

Slovakia

General Sales: 0800 044 053
k-eu-zilina.sales@kennametal.com

Spain

General Sales: +34 93 586 03 50
barcelona.service@kennametal.com

Sweden

Technical Support: 020799246
na.techsupport@kennametal.com

Turkey

General Sales: +90 216 574 4780
tr.information@kennametal.com

Ukraine

Technical Support: 0800502664
eu.techsupport@kennametal.com

➤ East/Asia Pacific

Australia

General Sales: 1 800 666 667
k-au.service@kennametal.com
 Technical Support: 1 800 67 4037
ap-kmt.techsupport@kennametal.com

Bahrain

General Sales: +971 (0) 5529983
info@passtech.overmach.com

China

General Sales: +86 400 889 2135
 Technical Support: 400 889 2238
k-cn.techsupport@kennametal.com

Dubai

General Sales: +971 (0) 5529983
info@passtech.overmach.com

India

General Sales: 1800 103 5138
 Technical Support: 1800 103 5227
in.techsupport@kennametal.com

Indonesia

General Sales: +65 6265 9222
k-sg.sales@kennametal.com
 Technical Support: 1800 6221031
ap-kmt.techsupport@kennametal.com

Israel

General Sales: +97 23 558 1313
arnold1@inter.net.il
 Technical Support: 1809 449889
na.techsupport@kennametal.com

Japan

General Sales: +813 3820 2855
 Technical Support: +813 3820 2855
ap-kmt.techsupport@kennametal.com

Korea

General Sales: +82 2 2109 6100
 Technical Support: +080 728 0880
ap-kmt.techsupport@kennametal.com

Kuwait

General Sales: +971 (0) 5529983
info@passtech.overmach.com

Malaysia

General Sales: +6 03 5569 9080
 Technical Support: 1800812990
ap-kmt.techsupport@kennametal.com

New Zealand

General Sales: 0800 536626
k-nz.service@kennametal.com
 Technical Support: 0800 450941
ap-kmt.techsupport@kennametal.com

Oman

General Sales: +971 (0) 6 5529983
info@passtech.overmach.com

Pakistan

General Sales: +92 21 2465305
itsystem@brain.net.pk

Qatar

General Sales: +971 (0) 6 5529983
info@passtech.overmach.com

Saudi Arabia

General Sales: +971 (0) 6 5529983
info@passtech.overmach.com

Singapore*

General Sales: +65 62659222
k-sg.sales@kennametal.com
 Technical Support: 1800 6221031
ap-kmt.techsupport@kennametal.com

** Vietnam and Philippines individuals should contact the Singapore office.*

Taiwan

General Sales: +886 4 2350 1920
taiwan.service@kennametal.com
 Technical Support: 0800 666 197
ap-kmt.techsupport@kennametal.com

Thailand

General Sales: +662 642 3455
 Technical Support: 18004417820
ap-kmt.techsupport@kennametal.com

United Arab Emirates

General Sales: +971 (0) 6 5529983
info@passtech.overmach.com

Visit kennametal.com for additional contact information for locations.



NEW! KEY TO PRODUCT TABLE COLUMN HEADINGS

You may notice a slight change in the appearance of our product tables and specification charts. In this catalog, Kennametal introduces a set of short-name codes to improve the readability of tables and drawings. These codes replace full-text descriptions. The full list of codes and their definitions can be found below.

Short-Name Code	Full Text Description
aw	Actuation Wrench
B1	Front Clearance
B2	Overall Width
bar	Coolant Pressure Bar
CS1	External Coolant, Coolant Supply Exit Size
CSWS	CSWS System Size
D	Adapter/Shank Diameter
F	F Dimension
FS	Secondary F Dimension
H1	Centerline Height
H2	Overall Height
ic	Internal Coolant
kg	Weight Kilograms
L	Overall Length
L1	Gage Length
law	Length Adjustment Wrench
LPR	Protruding Length
MMC	Machine Mount Code
mST (Nm)	Max Spindle Torque (Nm)
PSI	Coolant Pressure PSI
RPM	Maximum Revolutions Per Minute
SPP	Spare Parts Package
wsas	Wrench Size Actuation Screw

INFORMATIONAL ICONS GUIDE • TOOLING SYSTEMS ICONS

Shank: Cylindrical Plain	Shank: Cylindrical Plain sh6	Shank: Cylindrical Weldon®	Shank — Cylindrical Weldon sh6	Shank: Cylindrical Weldon 2 Flat
Shank: Cylindrical Whistle Notch sh6	Shank: Cylindrical Whistle Notch 2°	Shank — Cylindrical with Flat	Shank: SK BT JIS B 6339	Shank: SK DV DIN 69871
Shank: SK CV	Shank — Cylindrical Whistle Notch with Drive and Flange	Shank — HSK DIN 69893 Form A	Shank: Shell Mill	Shank — KM-TS™ ISO 26622
Shank — Cylindrical with Square	Shank: PSC	Duo-Lock™ Connection	Shank: VDI Shank	Axial Adjustments: End
Axial Adjustment — Side	Balance G 2.5/25,000	Balance — G 2.5@ 25,000 min ⁻¹	DIN Number 6535/1835	DIN Number 69893
DIN Number 1835/E	Collet — ER DIN 6499	Accuracy — 3µm or Less	Compensation — Tension and Compression	Drilling — Through Coolant
Milling — Through Coolant	Through Coolant	Through Coolant: 80 Bar	Through Coolant: 1200 psi	
*Through Coolant	Through Coolant: Multicoolant	ISO 26622	ISO 26623	

DIN — German Institute for Standardization
ANSI — American National Standards Institute

*Max. Coolant pressure = 10 Bar/150 psi for PSC units with this icon.

METALCUTTING SAFETY

IMPORTANT SAFETY INSTRUCTIONS

Read before using the tools in this catalog!

Projectile and Fragmentation Hazards:

Modern metalcutting operations involve high spindle and cutter speeds and high temperatures and cutting forces. Hot metal chips may fly off the workpiece during metalcutting. Although cutting tools are designed and manufactured to withstand high cutting forces and temperatures, they can sometimes fragment, particularly if they are subjected to over-stress, severe impact, or other abuse.

To avoid injury:

- Always wear appropriate personal protective equipment, including safety goggles, when operating metalcutting machines or working nearby.
- Always make sure all machine guards are in place.

Breathing and Skin Contact Hazards:

Grinding carbide or other advanced cutting tool materials produces dust or mist containing metallic particles. Breathing this dust or mist — especially over an extended period — can cause temporary or permanent lung disease or make existing medical conditions worse. Contact with this dust or mist can irritate eyes, skin, and mucous membranes and may make existing skin conditions worse.

To avoid injury:

- Always wear breathing protection and safety goggles when grinding.
- Provide ventilation control and collect and properly dispose of dust, mist, or sludge from grinding.
- Avoid skin contact with dust or mist.

For more information, read the applicable Material Safety Data Sheet provided by Kennametal and consult General Industry Safety and Health Regulations, Part 1910, Title 29 of the Code of Federal Regulations.

These safety instructions are general guidelines. Many variables affect machining operations. It is impossible to cover every specific situation. The technical information included in this catalog and recommendations on machining practices may not apply to your particular operation. For more information, consult the Kennametal Metalcutting Safety booklet, available free from Kennametal at 724 539 5747 or fax 724 539 5439. For specific product safety and environmental questions, contact our Corporate Environmental Health and Safety Office at 724 539 5066 or fax 724 539 5372.

Kennametal, the stylized K, Beyond Evolution, ERICKSON, KM, KMAX, KM-TS, and NOVO are trademarks of Kennametal, Inc. and are used as such herein. The absence of a product, service name, or logo from this list does not constitute a waiver of the Kennametal trademark or other intellectual property rights concerning that name or logo.

Daewoo™ is a trademark owned and licensed by Daewoo International Corporation.

DOOSAN™ is a trademark owned and licensed by Doosan Corporation.

DUO-LOCK® is a registered trademark and Duo-Lock™ is a trademark of Haimer GmbH.

HAAS™ is a trademark owned and licensed by Haas Automation, Inc.

HWACHEON™ is a trademark owned and licensed by Hwacheon Machine Tool Co., Ltd.

Mazak™ is a trademark owned and licensed by Yamatomo Kosan Kabushiki Kaisha Corporation.

Mori Seiki™ is a trademark owned and licensed by Mori Seiki Co., Ltd.

OKUMA™ is a trademark owned and licensed by OKUMA Corporation.

Weldon® is a registered trademark of Weldon Tool Company.

©2017 Kennametal Inc. All rights reserved.



Tooling Systems News

WORLD HEADQUARTERS

Kennametal Inc.

600 Grant Street | Suite 5100
Pittsburgh, PA 15219 USA
Tel: 1 800 446 7738
ftmill.service@kennametal.com

EUROPEAN HEADQUARTERS

Kennametal Europe GmbH

Rheingoldstrasse 50
CH 8212 Neuhausen am Rheinfall
Switzerland
Tel: +41 52 6750 100
neuhausen.info@kennametal.com

ASIA-PACIFIC HEADQUARTERS

Kennametal Singapore Pte. Ltd.

3A International Business Park
Unit #01-02/03/05, ICON@IBP
Singapore 609935
Tel: +65 6265 9222
k-sg.sales@kennametal.com

INDIA HEADQUARTERS

Kennametal India Limited

CIN: L27109KA1964PLC001546
8/9th Mile, Tumkur Road
Bangalore - 560 073
Tel: +91 080 22198444 or +91 080 43281444
bangalore.information@kennametal.com



kennametal.com